

Dr. B.R. Ambedkar Open University

Feedback Study Report (2021-22)

Centre for Internal Quality Assurance (CIQA)

Dr. B.R. Ambedkar Open University

Road No.46, Jubilee Hills

Hyderabad – 500 033

Director, CIQA, Contact Number : 9281013604

Landline Number : 040-2368034

Email : director-ciqa@braou.ac.in

CONTENTS

Page No.

I. Introduction

II. Feedback from students about curriculum

III. Feedback from counsellors about curriculum

IV. Feedback from subject experts about curriculum

V. Feedback from teachers of the university about curriculum

VI. Feedback from Alumni about curriculum

VII. Conclusions from the feedback survey and recommendations from the study

VIII. Action taken

IX. Questionnaire forms served to different stake holders

I. INTRODUCTION

The centre for Internal Quality Assurance (CIQA) of Dr. B.R. Ambedkar Open University, established in 2010, has been continuously working on quality improvement. It identifies the key areas and devises mechanisms for obtaining feedback from various stakeholders – learners, counsellors, teachers, alumni, subject experts, departments etc., so as to analyse and suggest measures for qualitative improvement by providing directives to the authorities and ensuring their implementation through regular monitoring. All the stake holders are thus made part of quality improvement process.

The present Feedback study comprised of 1. Feedback from students about counselling 2. Feedback from students about curriculum 3. Feedback from counsellors about curriculum 4. Feedback from subject-experts about counselling 5. Feedback from teachers of the university about curriculum 6. Feedback from alumni about curriculum. The survey was done by providing suitably designed questionnaires to all the stake holders viz., learners, counsellors, subject experts, teachers of the university and alumni of the university. This is a simple random survey which is spread across all the learner support centres and head quarters of the university. The feedback so received was analysed and feedback reports were prepared.

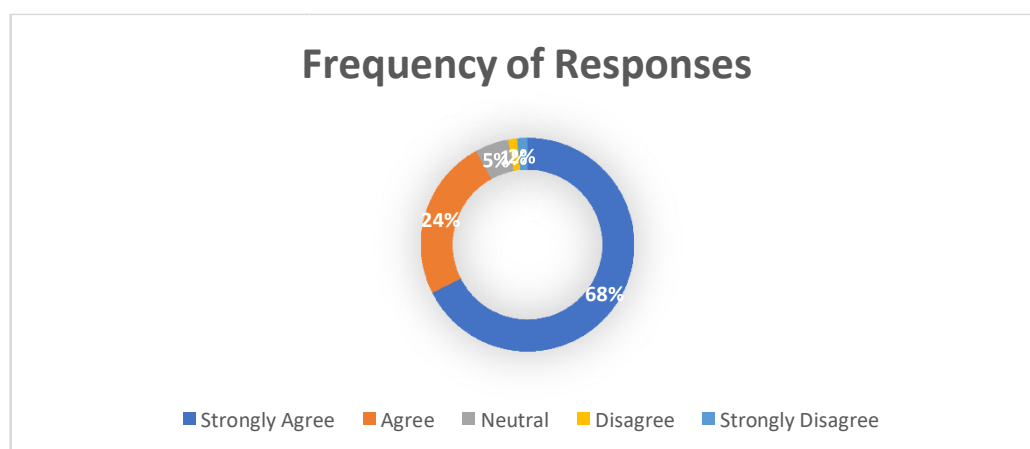
Data collection and analysis:

Feedback from the learners of the university on counselling and curriculum at the head quarters and learner support centres in the states of Telangana and Andhra Pradesh was collected through study centre co-ordinators and learner support services division. Similarly, feedback was also collected from teachers, counsellors, subject experts, alumni about the curriculum, at the university head quarters and learner support centres. The forms filled by the learners and counsellors and others were submitted at headquarters or at LSCs which were later sent to head quarters. The data thus collected was analysed and frequency of responses was calculated percentage-wise for every category. Statistical tools were used for obtaining comprehensive results and the feedback data is presented through pie-charts. Each category is provided with the results at the end of the analysis and the overall conclusions, recommendations of the study are given at the end of the feedback report. The action taken/proposed to be taken, based on the Feedback obtained in the study are given at the end of the report

II. FEEDBACK FROM STUDENTS ABOUT CURRICULUM

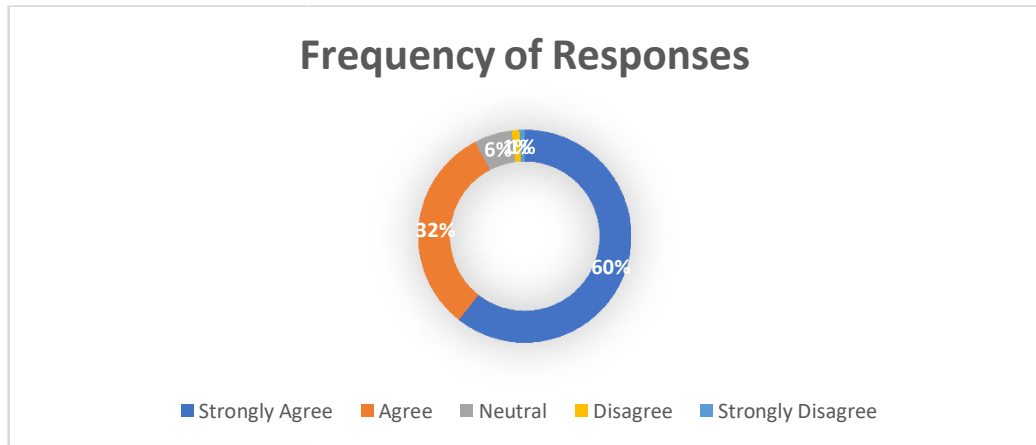
1. The Orientation program conducted by the learner support center is useful.

Response	Frequency	Percentage (%)
Strongly Agree	345	68.32
Agree	125	24.75
Neutral	26	5.15
Disagree	7	1.39
Strongly Disagree	2	0.40



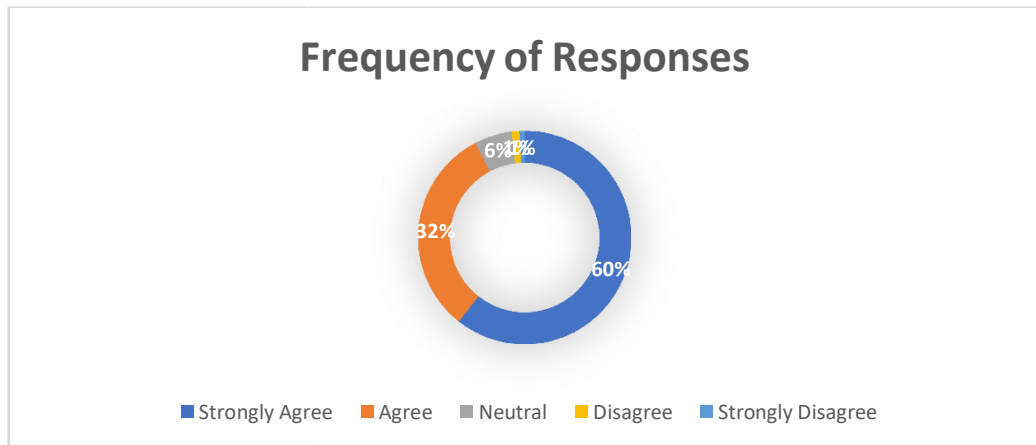
2. The study material provided is comprehensive, with clear concepts, examples, correct pictures and figures.

Response	Frequency	Percentage (%)
Strongly Agree	306	60.59
Agree	160	31.68
Neutral	29	5.74
Disagree	6	1.19
Strongly Disagree	4	0.79



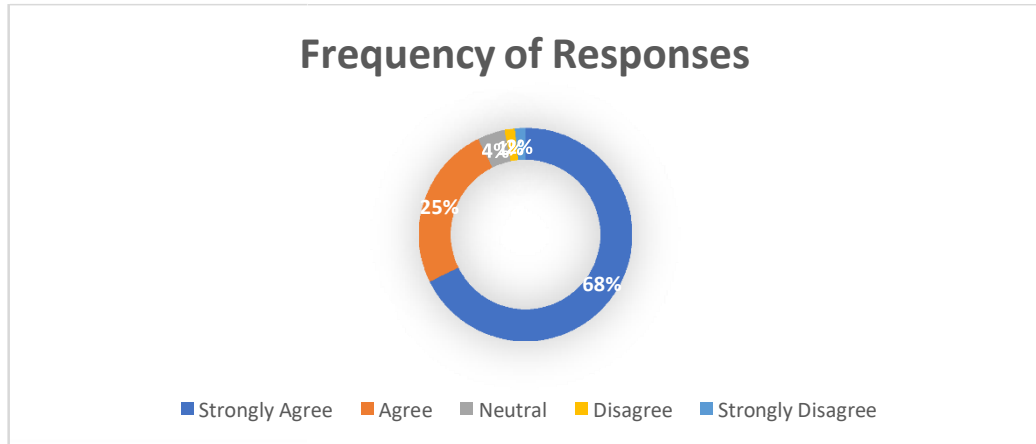
3. The self-assessment questions (SAQs) given in the study material are of help for the clear understanding of the content.

Response	Frequency	Percentage (%)
Strongly Agree	306	60.59
Agree	160	31.68
Neutral	29	5.74
Disagree	6	1.19
Strongly Disagree	4	0.79



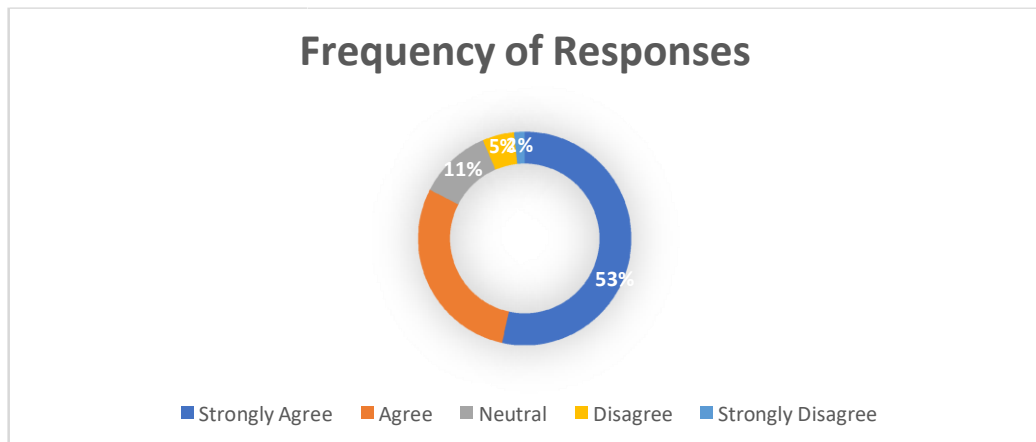
4. The University follows the prescribed schedules of admissions and examination.

Response	Frequency	Percentage (%)
Strongly Agree	342	67.72
Agree	126	24.95
Neutral	21	4.16
Disagree	8	1.58
Strongly Disagree	8	1.58



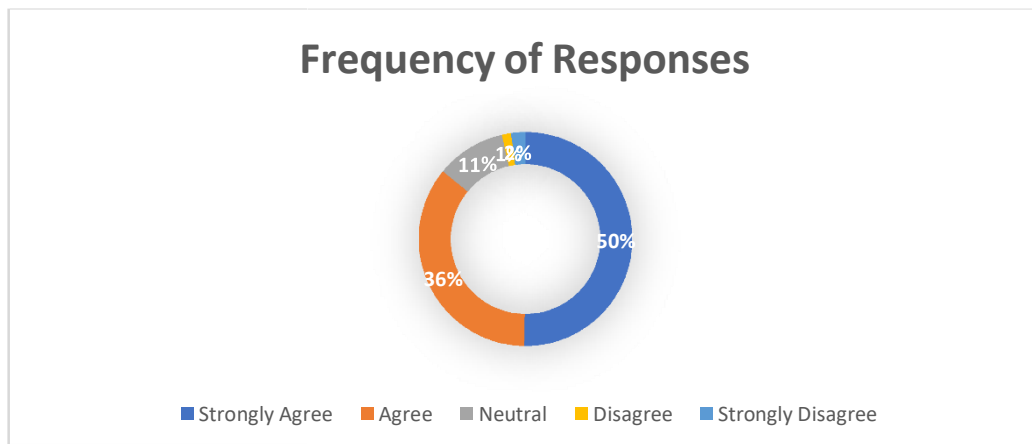
5. The online seminars provided by the university are easily accessible and useful.

Response	Frequency	Percentage (%)
Strongly Agree	266	52.67
Agree	145	28.71
Neutral	55	10.89
Disagree	24	4.75
Strongly Disagree	13	2.37



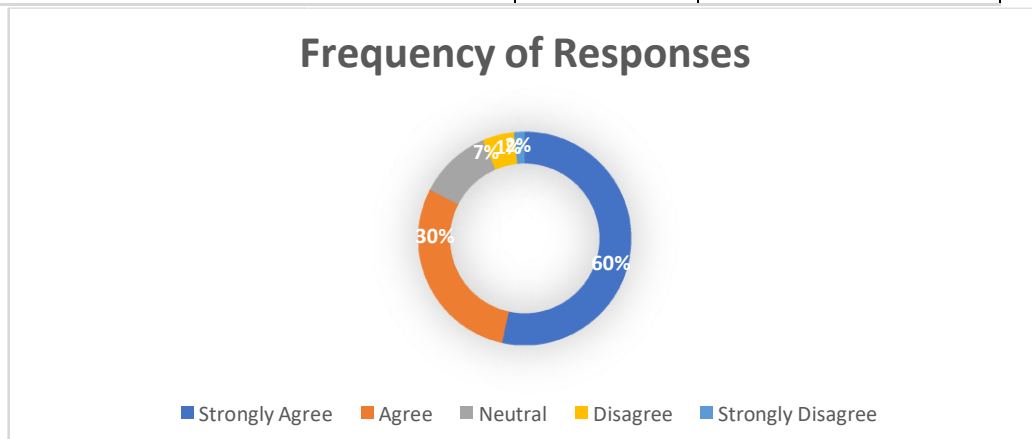
6. Internal assignments provided are as per schedule.

Response	Frequency	Percentage (%)
Strongly Agree	253	50.09
Agree	180	35.64
Neutral	53	10.49
Disagree	7	1.39
Strongly Disagree	11	2.18



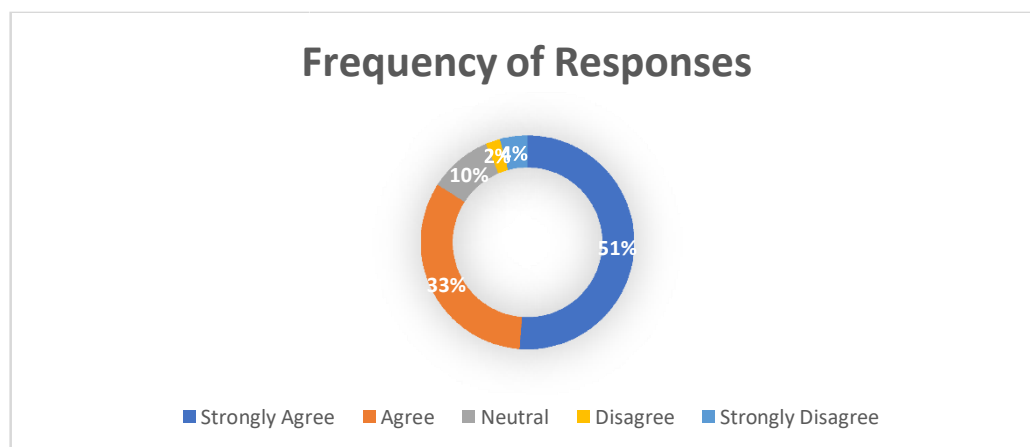
7. Examinations are conducted fairly and the sanctity of the examinations is maintained.

Response	Frequency	Percentage (%)
Strongly Agree	304	60.19
Agree	150	29.70
Neutral	37	7.33
Disagree	6	1.19
Strongly Disagree	8	1.58



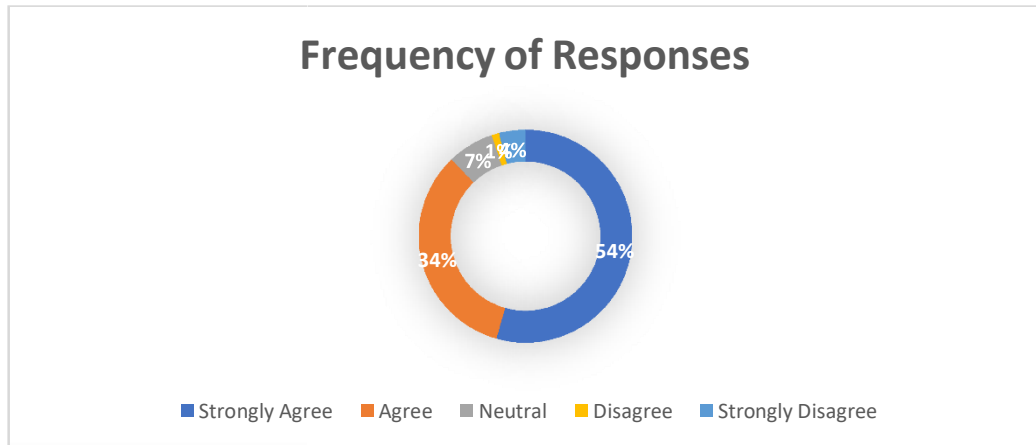
8. The University results are declared as per schedule.

Response	Frequency	Percentage (%)
Strongly Agree	257	50.89
Agree	165	32.67
Neutral	48	9.50
Disagree	11	2.18
Strongly Disagree	21	4.16



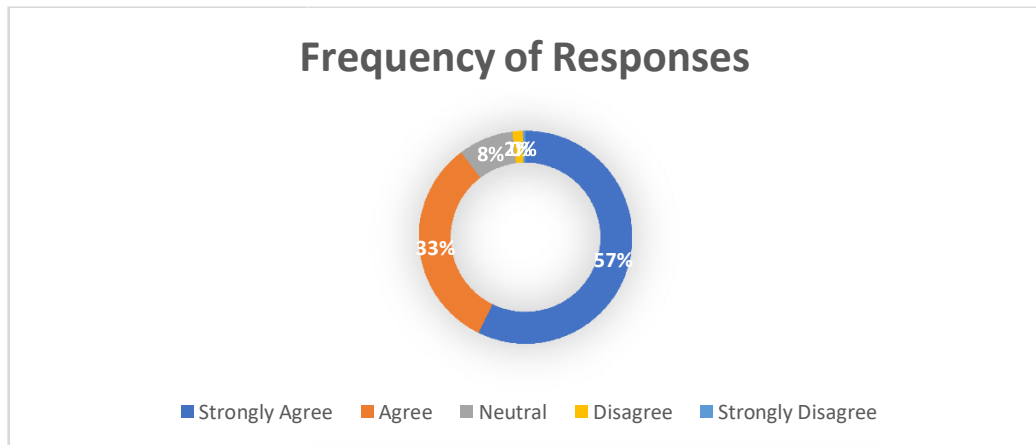
9. The content of the academic program and the assignments enhance the competency of learners.

Response	Frequency	Percentage (%)
Strongly Agree	285	56.43
Agree	175	34.65
Neutral	37	7.33
Disagree	6	1.19
Strongly Disagree	2	0.40



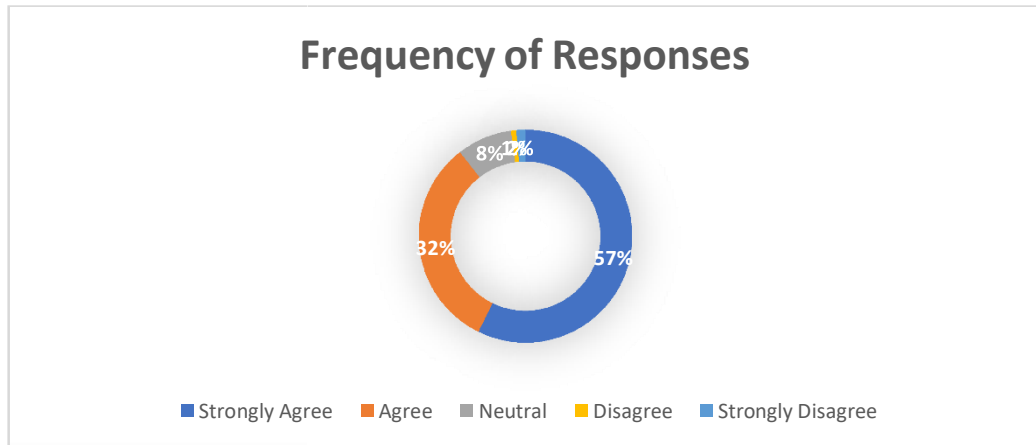
10. The study material is available in digital form also.

Response	Frequency	Percentage (%)
Strongly Agree	288	57.03
Agree	163	32.28
Neutral	42	8.32
Disagree	8	1.58
Strongly Disagree	2	0.40



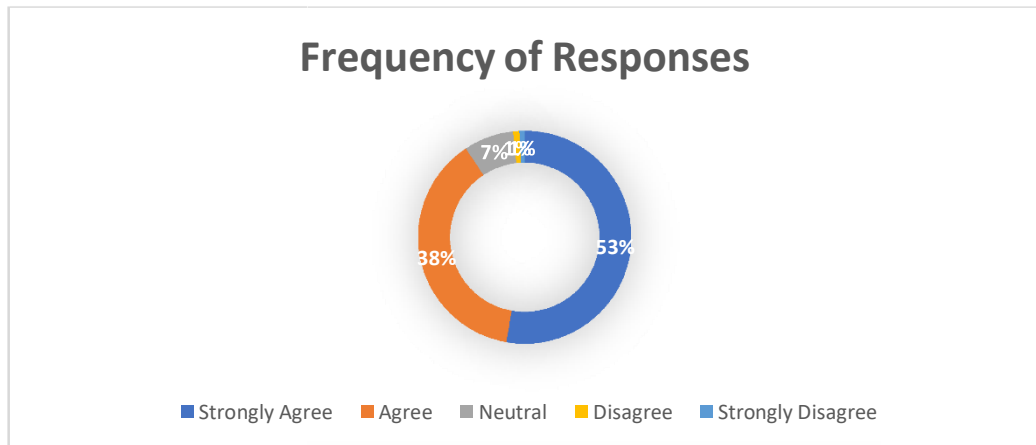
11. The university website/mobile app provide useful information to learners.

Response	Frequency	Percentage (%)
Strongly Agree	288	57.03
Agree	162	32.28
Neutral	42	8.32
Disagree	4	0.79
Strongly Disagree	7	1.39



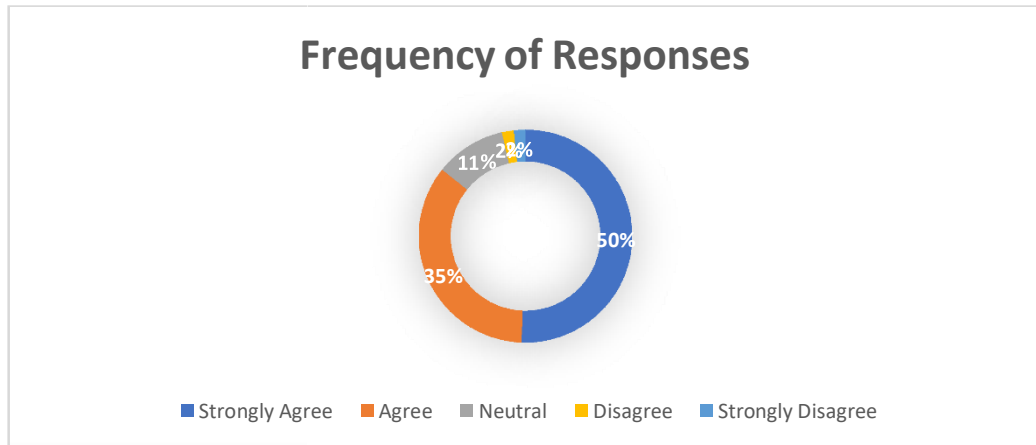
12. The grievance redressal mechanism of the university is effective.

Response	Frequency	Percentage (%)
Strongly Agree	266	52.67
Agree	191	37.82
Neutral	38	7.52
Disagree	5	0.99
Strongly Disagree	4	0.79



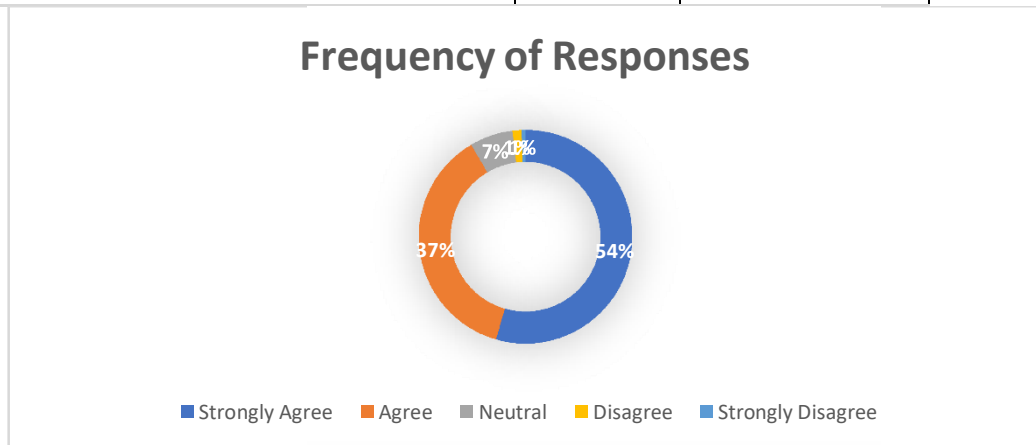
13. The electronic media (audio & video) and Academic Counselling supplement the Teaching/ learning process.

Response	Frequency	Percentage (%)
Strongly Agree	255	50.50
Agree	177	35.05
Neutral	54	10.69
Disagree	9	1.78
Strongly Disagree	9	1.78



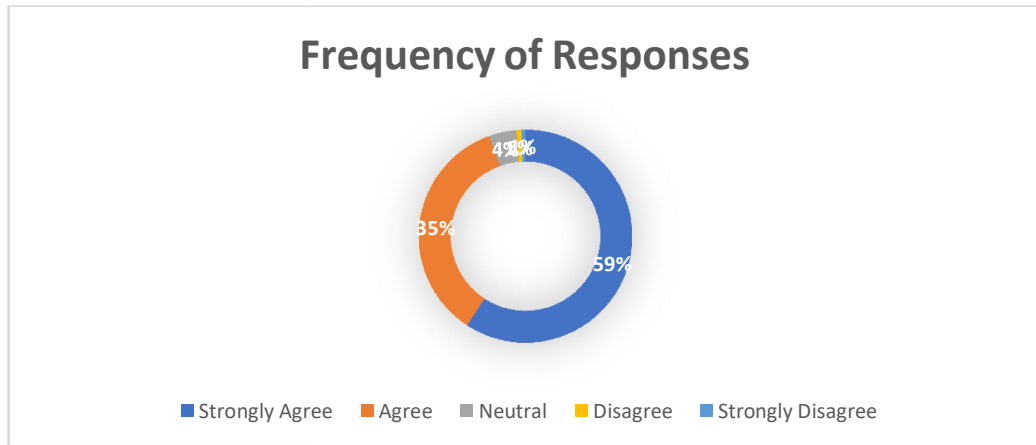
14. The learner-centric methods adopted by the institution promote learning, problem solving skills, employability skills, and help to Create a powerful workforce for the nation.

Response	Frequency	Percentage (%)
Strongly Agree	275	54.46
Agree	187	37.03
Neutral	33	6.53
Disagree	7	1.39
Strongly Disagree	3	0.59



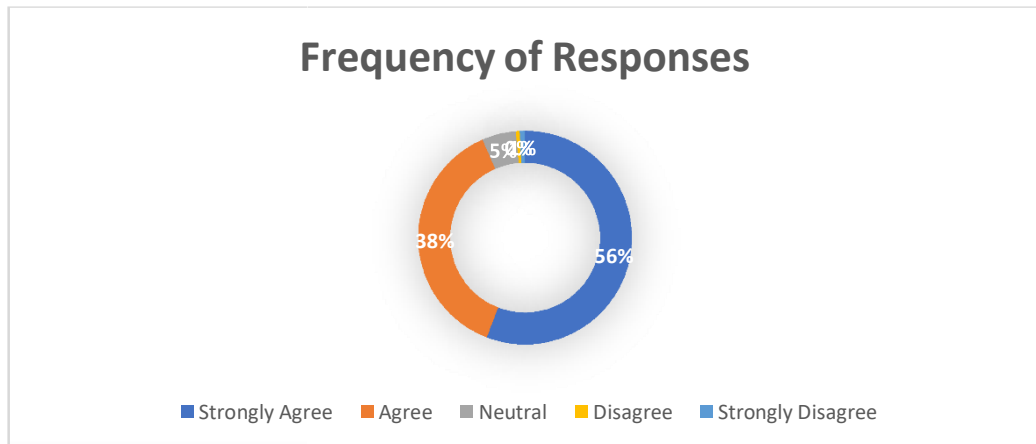
15. You are satisfied with the flexible course options provided by the university.

Response	Frequency	Percentage (%)
Strongly Agree	299	59.20
Agree	178	35.24
Neutral	21	4.16
Disagree	4	0.79
Strongly Disagree	3	0.59



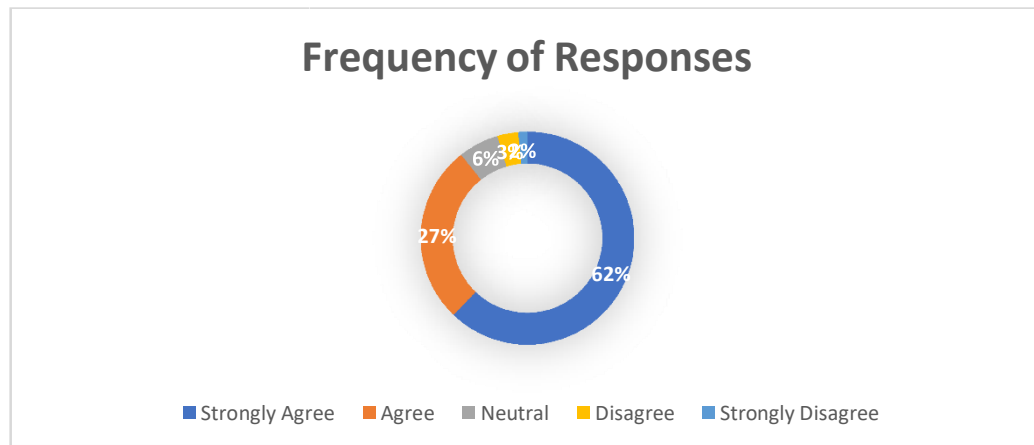
16. The performance evaluation followed by the university is satisfactory.

Response	Frequency	Percentage (%)
Strongly Agree	282	55.84
Agree	190	37.62
Neutral	26	5.15
Disagree	3	0.59
Strongly Disagree	4	0.79



17. Contact classes are essential for studying through the ODL Mode.

Response	Frequency	Percentage (%)
Strongly Agree	314	62.18
Agree	137	27.13
Neutral	31	6.14
Disagree	16	3.17
Strongly Disagree	7	1.39



Analysis of feedback from students about curriculum:

Out of 1500 students, 505 students responded to the survey on curriculum from different Learner Support Centres (LSCs)

The learners agreed that the learner support centres were conducting orientation programmes which were useful to them (92.97%), 5.15% stayed neutral, while 1.79% disagreed with the statement.

The study material provided was found to be comprehensive, with clear concepts, examples, correct pictures and figures by 92.27% of the learners surveyed, while 5.74% stayed neutral and 1.98% disagreed.

The self assessment questions given in the study material were found to be helpful for clear understanding of the content by 92.27% of the learners. 1.98% disagreed and 5.74% stayed neutral on this statement.

The learners agreed that the university follows prescribed schedules for admissions and examinations (92.67%), while 4.16% stayed neutral and 3.16% disagreed.

The online seminars were found to be easily accessible and useful by 81.38% of the learners. 10.89% of the learners surveyed stayed neutral and 7.32% students disagreed with the statements.

The students agreed that internal assignments are provided as per schedules (85.73%). However, 10.49% stayed neutral and 3.57% disagreed with the statement.

89.89% students agreed that the examinations are conducted fairly and the sanctity of the examinations is maintained. However, 2.77% of the students disagreed with the statement and 7.33% of the students stayed neutral.

The students also agreed to the statement that the university results are declared as per schedule (83.56%). However, with regard to the declaration of results as per schedule, 9.55% stayed neutral, and 6.34% disagreed with the statement.

The competency of learners was found to be enhanced by the content of the academic programme and assignments (91%). However, 7.33% stayed neutral and 1.59% of the learners disagreed with the statement.

89.31% of the learners agreed about the availability of study material in digital form. 8.32% stayed neutral and 1.98% of the learners disagreed with the statement.

The university website was found to provide useful information to learners (89.31%). 8.32% of the learners were neutral on the statement, while 2.18% of the learners disagreed.

The grievance redressal mechanism of the university was found to be effective by 90.50% of the learners, while 9.5% of the learners did not seem to think so.

85.55% of the learners agreed that the electronic media (audio & video) and academic counselling supplemented the teaching – learning process. 3.56% disagreed and 10.69% of the learners remained neutral on this statement.

91.49% of the learners agreed that the learner-centric methods adopted by the institution promote learning, problem solving skills, employability and help to create a powerful workforce for the nation. 6.53% of the learners stayed neutral and 1.98% of the learners disagreed with the statement.

A large percentage of the learners surveyed (94.44%) were satisfied with the flexible course options provided by the university. 4.16% stayed neutral on this aspect and a small minority of the learners (1.38%) disagreed.

The performance evaluation followed by the university was found to be satisfactory by 93.46% of the learners. 5.15% of the learners were neutral on this aspect and 1.38% did not find the evaluation satisfactory.

89.31% of the learners agreed that the contact classes are essential for study in ODL mode. 6.14% stayed neutral on this statement and 4.56% of the learners disagreed about the essentiality of contact classes.

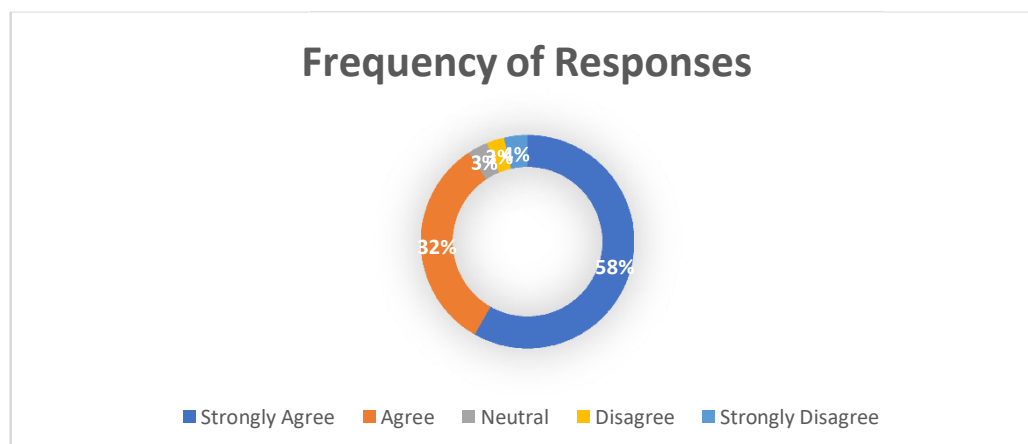
Inferences:

Most of the learners seem to have a positive feel about curriculum and its transaction in Dr. B.R.A.O.U. It is however, interesting to note that a small minority of learners (ranging from 10.89 – to 5.15%), stayed neutral on different statements, which indicates that they may not be aware of the curricular processes in the university to the extent needed. A small minority of students disagreed with the statements (7.32%-1.59%) showing that some of the learners were not completely content with the curricular transaction processes.

IV. FEEDBACK FROM COUNSELLORS ABOUT CURRICULUM

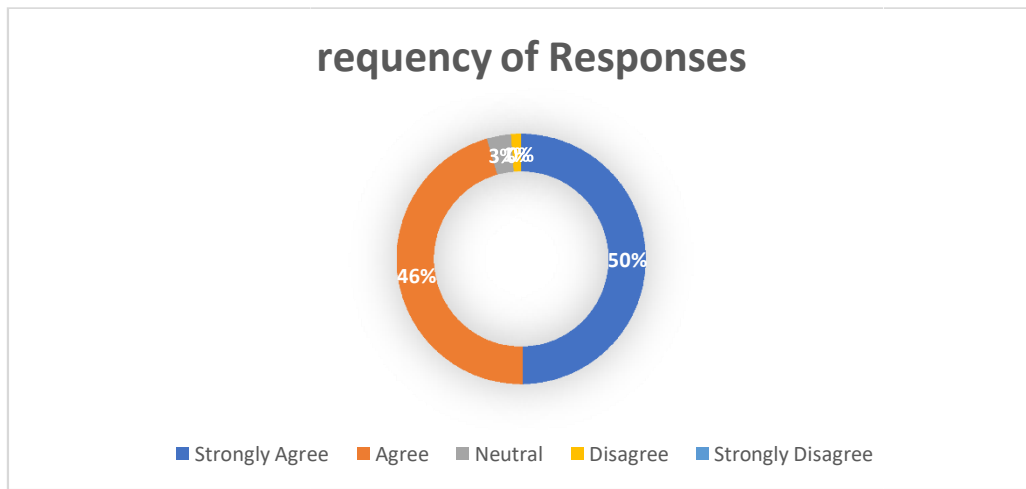
1. The curriculum and course material were supplied prior to the commencement of counselling sessions.

Response	Frequency	Percentage (%)
Strongly Agree	131	58
Agree	73	32.44
Neutral	7	3.11
Disagree	6	2.67
Strongly Disagree	8	3.56



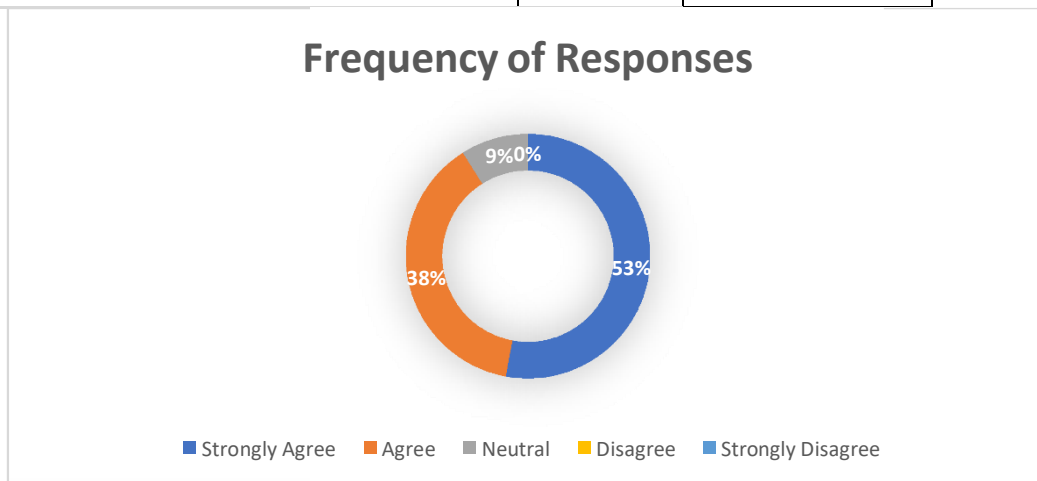
2. The curriculum is in accordance with the UGC & State Council model curriculum.

Response	Frequency	Percentage (%)
Strongly Agree	112	49.78
Agree	103	45.78
Neutral	7	3.11
Disagree	3	1.33
Strongly Disagree	0	-



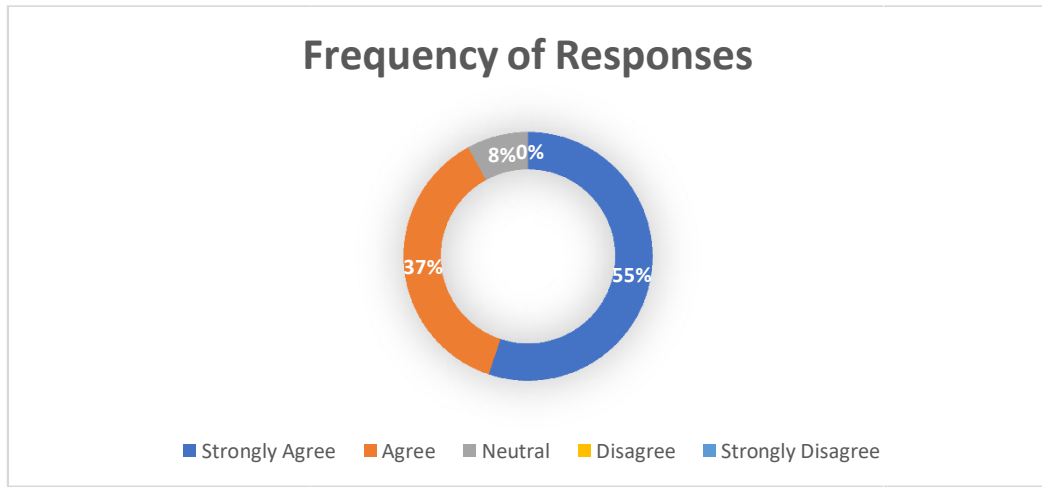
3. The self- learning printed materials are clear and relevant.

Response	Frequency	Percentage (%)
Strongly Agree	118	52.4
Agree	85	37.78
Neutral	20	8.89
Disagree	0	-
Strongly Disagree	1	0.44



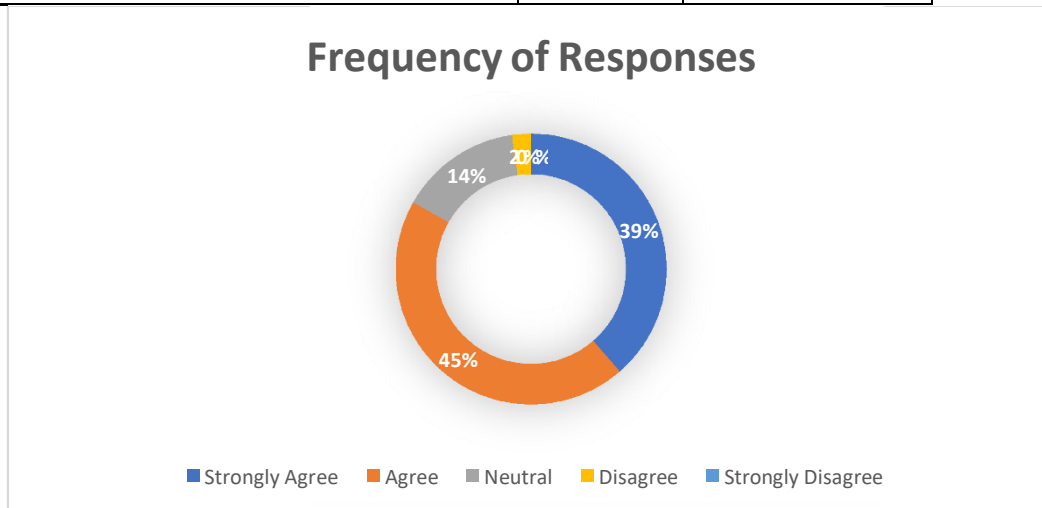
4. You prepare the Teaching plan before the commencement of academic year.

Response	Frequency	Percentage (%)
Strongly Agree	124	55.11
Agree	83	36.89
Neutral	18	8
Disagree	0	-
Strongly Disagree	0	-



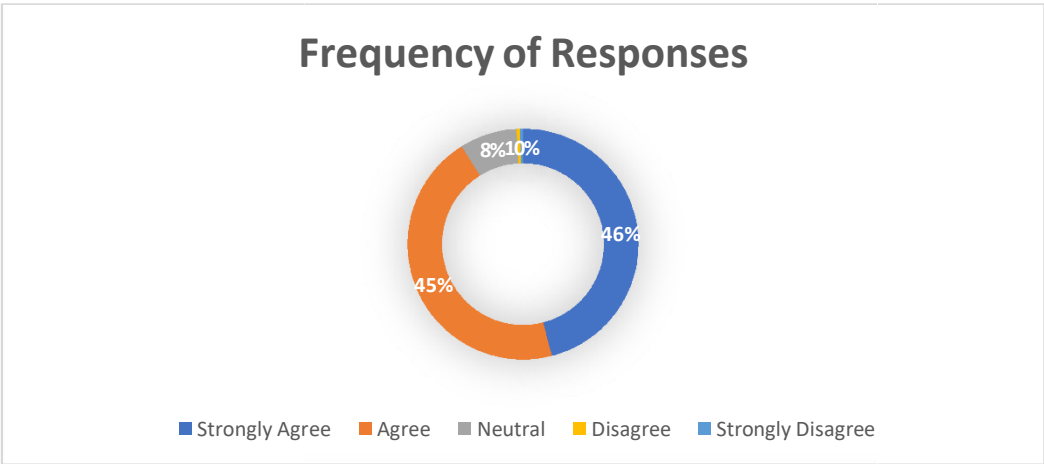
5. The students study the course material before coming to counselling sessions.

Response	Frequency	Percentage (%)
Strongly Agree	85	37.78
Agree	98	43.56
Neutral	32	14.22
Disagree	5	2.22
Strongly Disagree	5	2.22



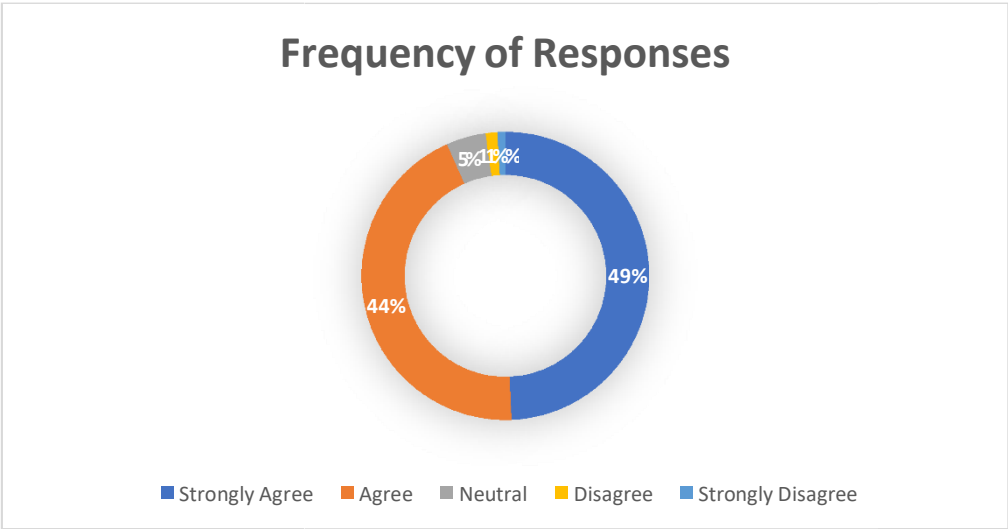
6. The students are satisfied with the content (SLM) of the lessons developed by the University.

Response	Frequency	Percentage (%)
Strongly Agree	103	45.78
Agree	101	44.89
Neutral	18	8
Disagree	1	0.44
Strongly Disagree	1	0.44



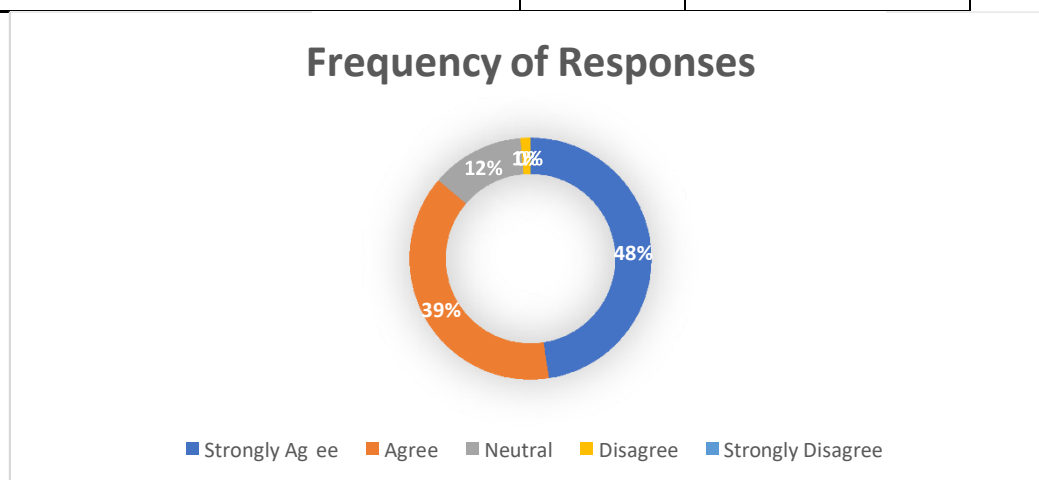
7. The students are provided with up-to-date knowledge during counselling sessions.

Response	Frequency	Percentage (%)
Strongly Agree	111	49.33
Agree	99	44
Neutral	10	4.44
Disagree	3	1.33
Strongly Disagree	2	0.89



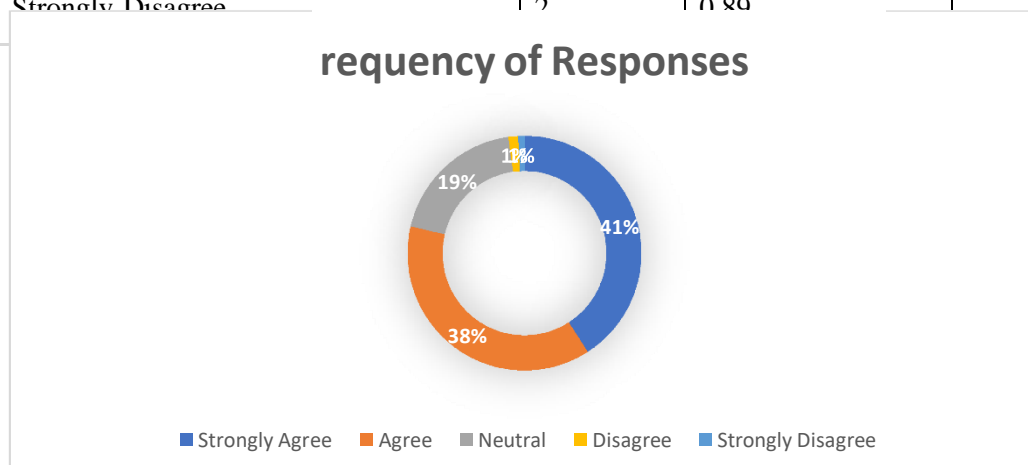
8. You employ different models of presentation for clear understanding of the subject.
(Online / Offline)

Response	Frequency	Percentage (%)
Strongly Agree	107	47.56
Agree	87	38.67
Neutral	28	12.44
Disagree	3	1.33
Strongly Disagree	0	-



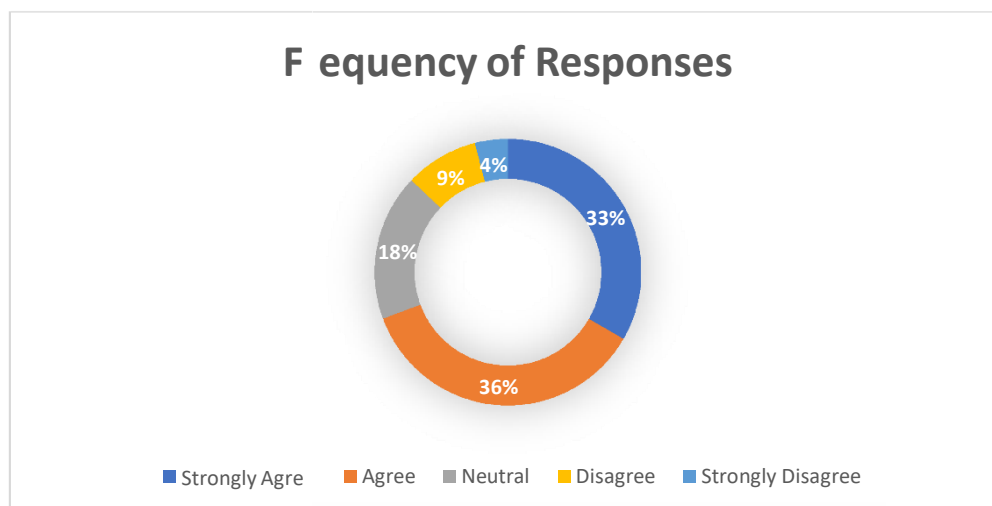
9. The students are provided with recorded Audio and Video lessons.

Response	Frequency	Percentage (%)
Strongly Agree	92	40.89
Agree	85	37.78
Neutral	43	19.11
Disagree	3	1.33
Strongly Disagree	0	0.00



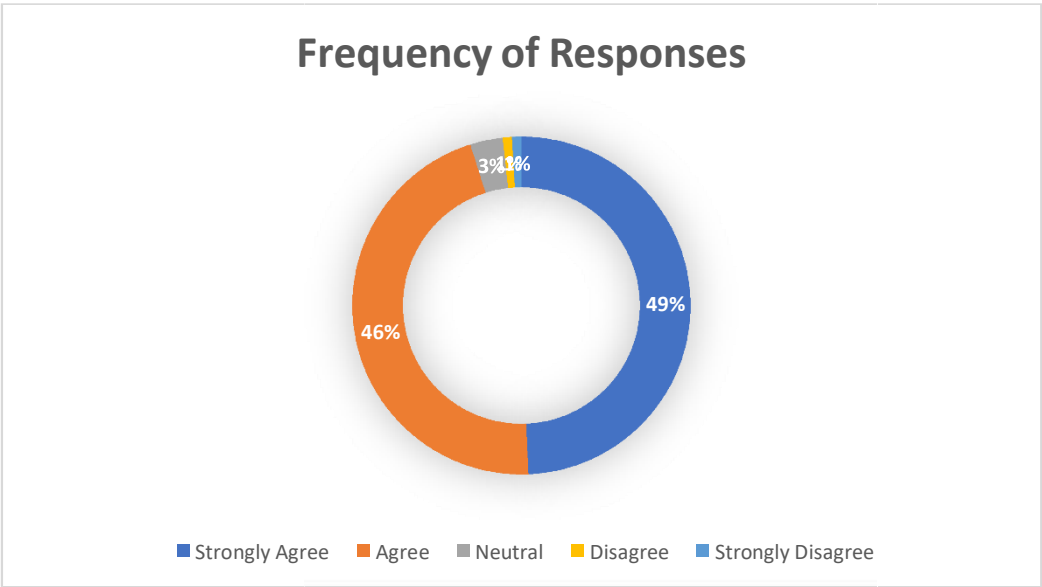
10. You receive complaints from the students regarding the curriculum.

Response	Frequency	Percentage (%)
Strongly Agree	75	33.33
Agree	81	37.78
Neutral	40	17.78
Disagree	20	8.88
Strongly Disagree	9	4



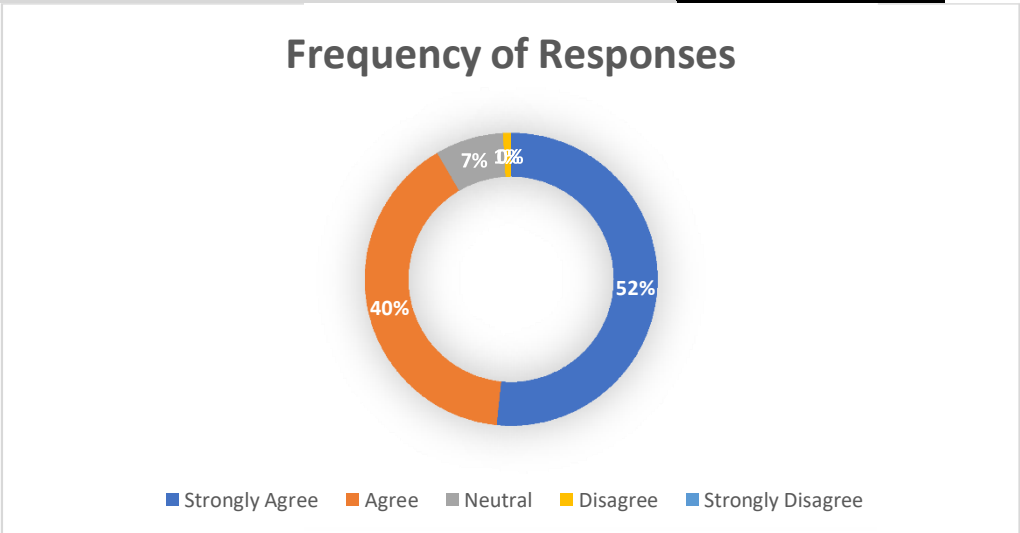
11. All your instructional activities are aligned with the learning out comes.

Response	Frequency	Percentage (%)
Strongly Agree	111	48.89
Agree	103	45.78
Neutral	7	3.11
Disagree	2	0.89
Strongly Disagree	2	0.89



12. The assessment systems developed are based on the learning out comes.

Response	Frequency	Percentage (%)
Strongly Agree	116	51.56
Agree	90	40.00
Neutral	17	7.56
Disagree	2	0.88
Strongly Disagree	0	-



Analysis of feedback data of counselors on curriculum:

Out of 680 counselors served with the questionnaire, 225 counselors from different learner support centers and headquarters responded to the survey on curriculum and course material

90.6% of the counselors agreed that course material was supplied prior to the commencement of counseling session, while 6% of the counselors disagreed with the statement.

The curriculum is found to be in accordance with U.G.C. & State Council model of curriculum by 95.5% of the counselors, while a small minority of the counselors disagreed with the statement and 3.11% of the counselors stayed neutral.

90% of the counselors agreed that the self learning printed material was clear and relevant, while 8.89% counselors remained neutral and a small minority 0.4% counselors strongly disagreed with the statement.

92% of counselors said that they prepared the teaching plan before the commencement of the academic year while 8% of the counselors remained neutral. No one (0%) disagreed with the statement. Many of the counselors (81.34%) agreed that the students studied course material coming to counseling sessions, while 14.22% of the counselors stayed neutral and 4.44% of the counselors disagreed.

The counselors (90.67%) felt that the students are satisfied with the content of the lessons (SLM) developed by the university. A small minority of the counselors disagreed (0.88) and 8% of the counselors stayed neutral.

93.33% of the counselors agreed that the students are provided with up-to-date knowledge during the counseling sessions, while, 0.899% of the counselors strongly disagreed and 4.44% of the counselors were neutral.

The counselors were mostly employing different models of presentation to the learners for clear understanding of the subject, both off line and online (86.23%), while 13.77% did not seem to be employing different models of presentation to the learners.

The counselors felt that the students are being provided with recorded audio and video lessons (78.67%), while 19.11% remained neutral and 2.22% of the counselors disagreed with the statement.

71.11% of the counselors agreed that they received complaints from the students regarding curriculum. 17.78% of the counselors remained neutral and 12.88% of the counselors disagreed, implying that they did not receive any complaints about curriculum.

94.67% of the counselors agreed that their instructional activities are aligned with the learning outcomes. A small minority (1.7%) disagreed and 3.11% of the counselors were neutral on the statement.

91.56% of the counselors agreed to the statement the assessment systems are developed based on the learning outcomes, while 0.88% disagreed with the statement and 7.56% of the counselors stayed neutral.

Inferences:

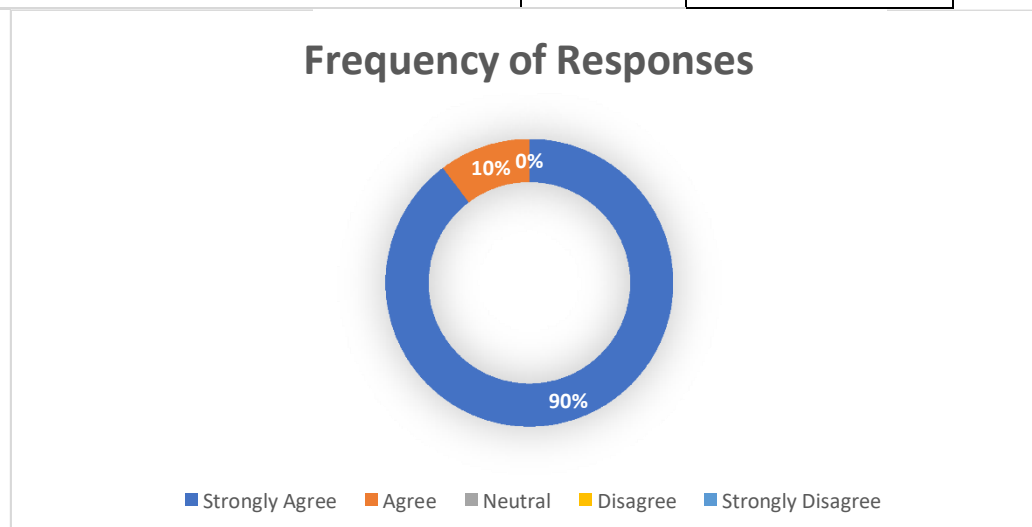
This feedback from counselors about curriculum tells us that the counselors agree that the course material was supplied to learners before the commencement of the examinations and that the curriculum is transacted in accordance with UGC and State council model of curriculum. The self learning printed material was found to be clear and relevant. The teaching plan was prepared by most of the counselors (92%). The counselors agreed that the students were supplied with course material and they were satisfied with the SLM developed by the university and they are provided

with up-to-date knowledge during counseling session. However, 84% of the counselors were employing different models of presentation for understanding of learners while, 13.77% refrained from employing different models of presentation in counseling classes (both online and offline). Although many counselors provided the learners with audio and video lessons (78%), 22% of the counselors were not using audio/video component in the lessons. Complaints regarding curriculum were received by 70% of the counselors but the remaining counselors did not have complaints from the learners. This indicates that complaints were received from students regarding curriculum. The counselors agreed to a great extent that all instructional activities are aligned with the learning outcomes. The assessment systems developed are based on the learning outcomes (91-93%) but 7.56% remained neutral on the assessment systems being based on learning outcomes of the learners. It is found that the counselors are convinced about the suitability of curriculum to learners but are not adopting technology (presentation models or audio./video material) hundred percent. The counselors are aware that the students have certain complaints about the curriculum (70%). Over all, the SLM, curriculum model, teaching plan, conduction of counseling sessions by the university and aligning of learning out comes to instructional activities and assessment systems (91-93%) were found to be satisfactory by the counselors. However, the counselors may have to bring new presentation models to the classroom (online/offline) and update their counseling in terms of new technology in the near future.

V. FEEDBACK FROM SUBJECT EXPERTS ABOUT COUNSELLING

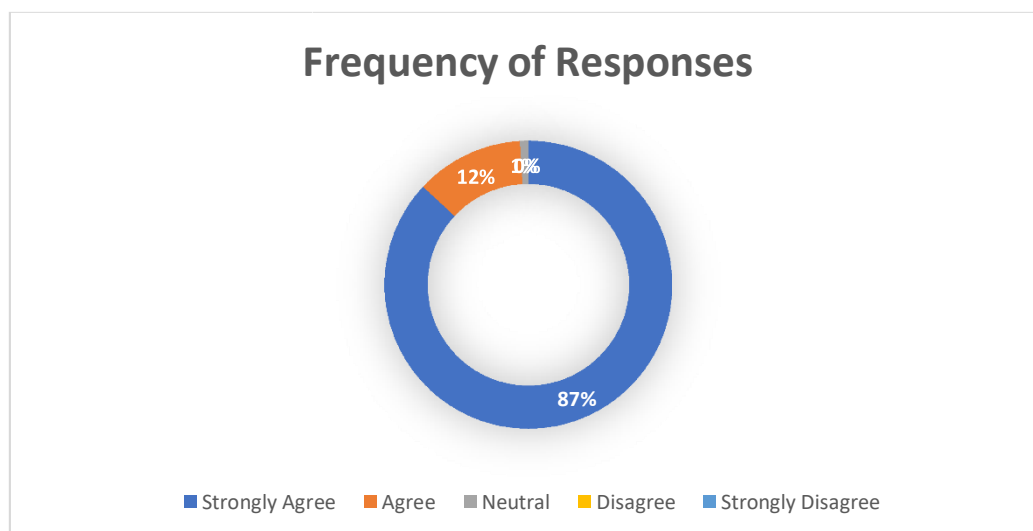
1. You were briefed about the teaching methods of Dr.BRAOU at the time of Curriculum Design Development meetings.

Response	Frequency	Percentage (%)
Strongly Agree	96	89.7
Agree	11	10.2
Neutral	0	0
Disagree	0	0
Strongly Disagree	0	0



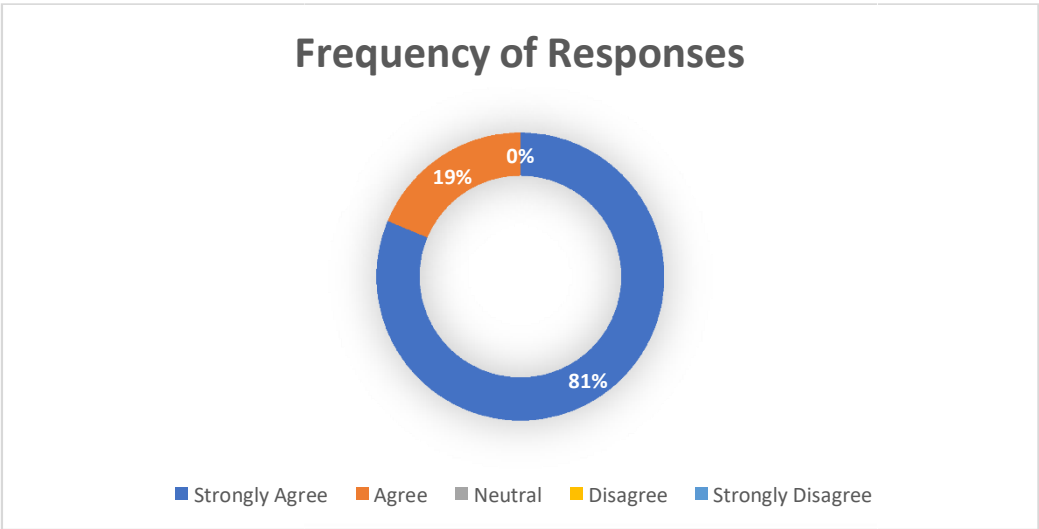
2. Learning outcomes of programs were discussed before finalizing the Curriculum.

Response	Frequency	Percentage (%)
Strongly Agree	93	86.9
Agree	13	12.1
Neutral	1	0.93
Disagree	0	0
Strongly Disagree	0	0



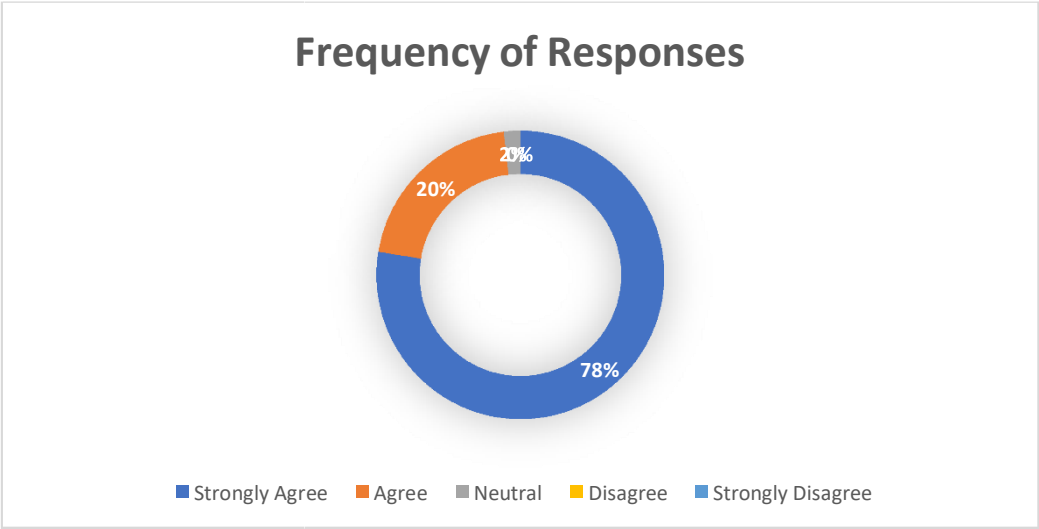
3. Subject Expert Committees reviewed the curriculum based on UGC's model and State Council's recommendations.

Response	Frequency	Percentage (%)
Strongly Agree	87	81.30
Agree	20	18.69
Neutral	0	0
Disagree	0	0
Strongly Disagree	0	0



4. SLM Guidelines were provided for development of the curriculum.

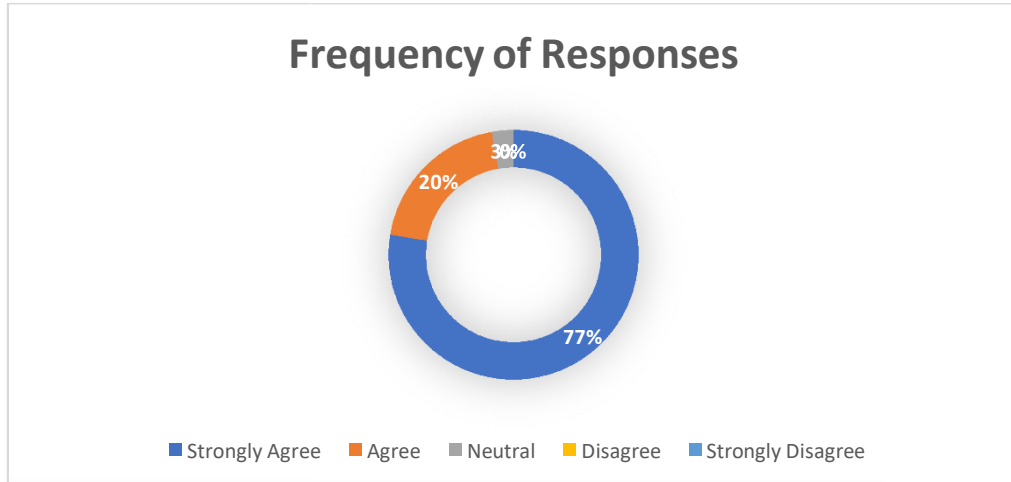
Response	Frequency	Percentage (%)
Strongly Agree	83	77.57
Agree	22	20.56
Neutral	2	1.86
Disagree	0	0
Strongly Disagree	0	0



5. You were involved in the curriculum review process.

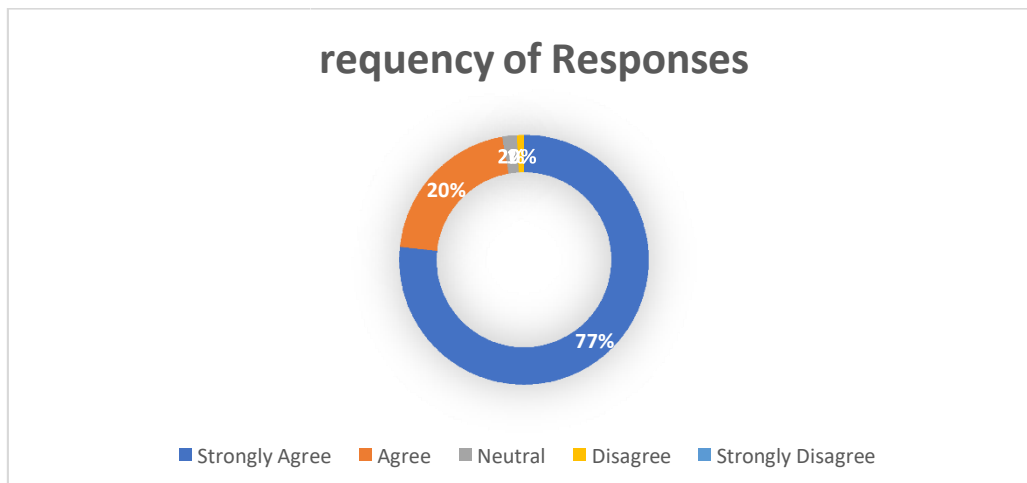
Response	Frequency	Percentage (%)
Strongly Agree	83	77.57

Agree	21	19.62
Neutral	3	2.80
Disagree	0	0
Strongly Disagree	0	0



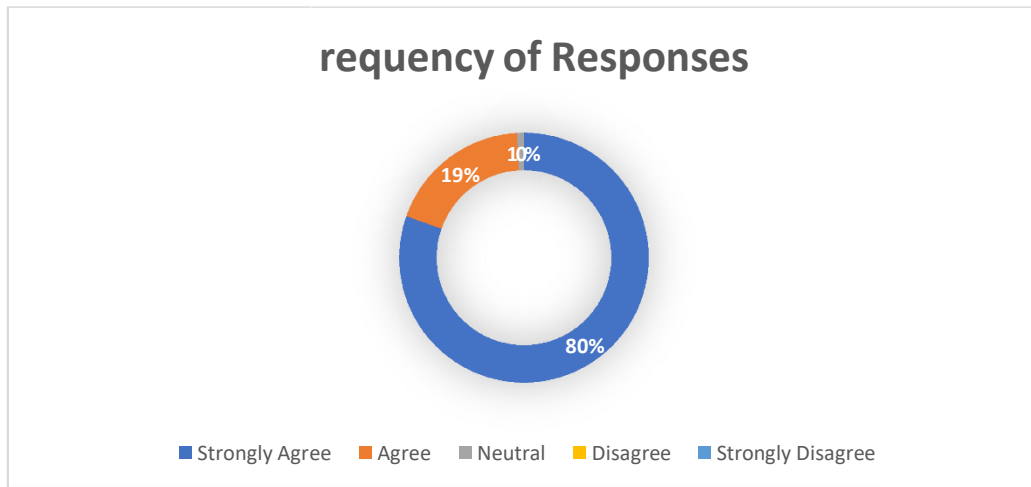
6. Audio,Video,Radio lessons were planned in support of the curriculum.

Response	Frequency	Percentage (%)
Strongly Agree	82	76.63
Agree	22	20.56
Neutral	2	1.86
Disagree	1	0.93
Strongly Disagree	0	0



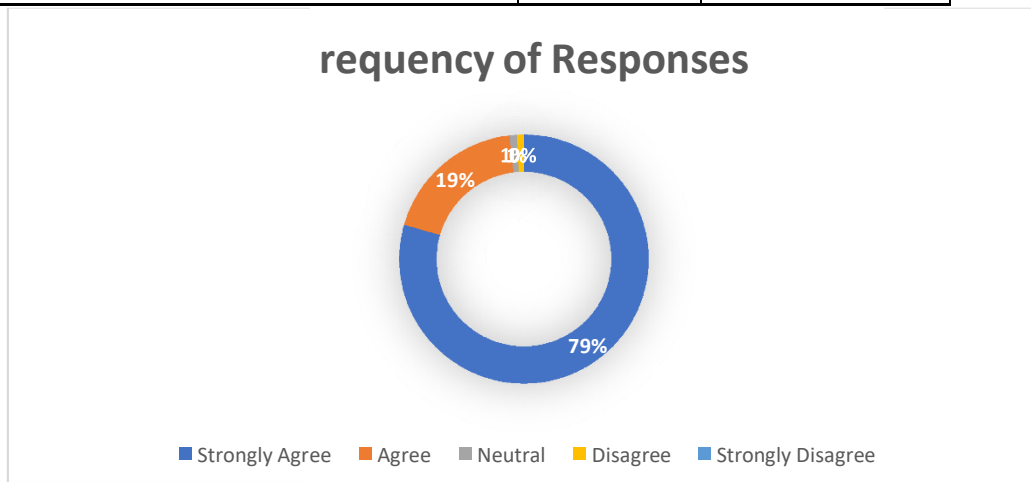
7. The Curriculum of your subject is updated from time to time.

Response	Frequency	Percentage (%)
Strongly Agree	86	80.37
Agree	20	18.69
Neutral	1	0.93
Disagree	0	0
Strongly Disagree	0	0



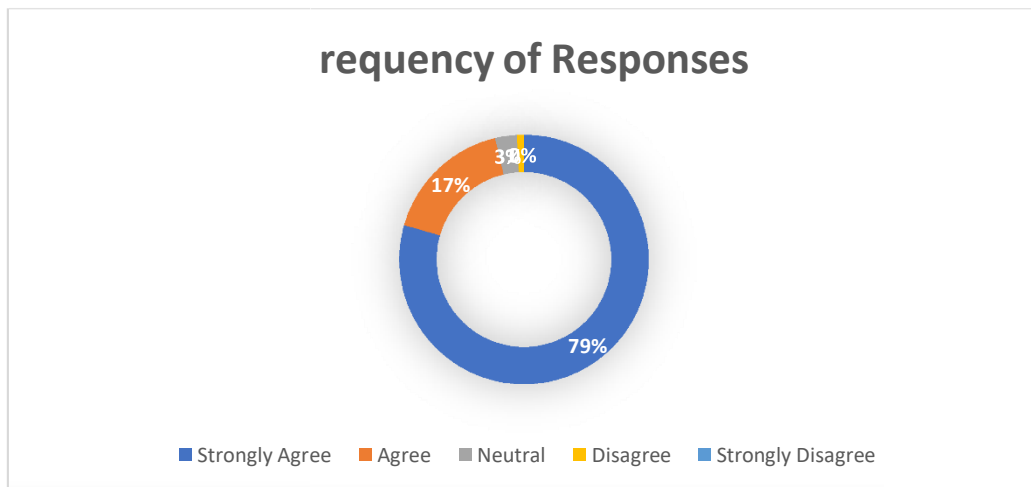
8. The curriculum matches with the level of the programme.

Response	Frequency	Percentage (%)
Strongly Agree	85	79.43
Agree	20	18.69
Neutral	1	0.93
Disagree	1	0.93
Strongly Disagree	0	0



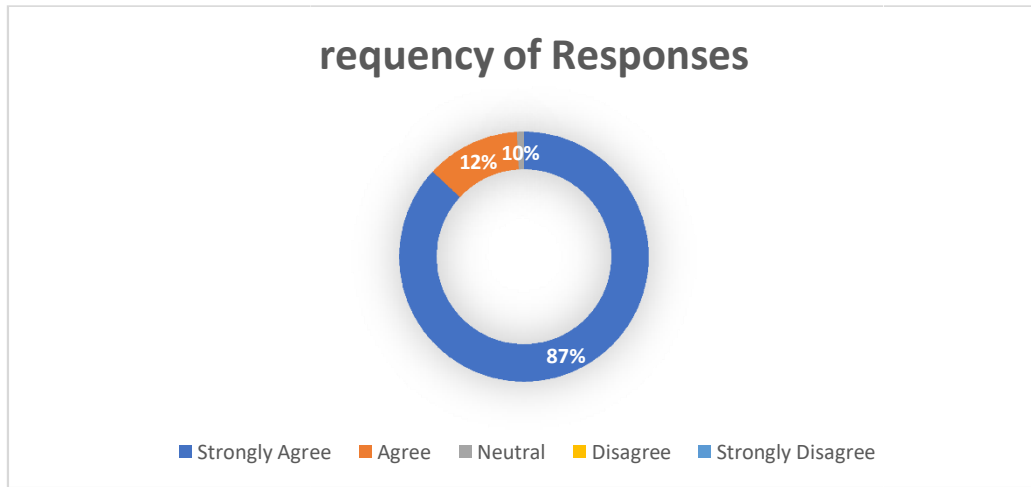
9. Evaluation processes were also planned on the basis of learning outcomes by subject experts.

Response	Frequency	Percentage (%)
Strongly Agree	85	79.43
Agree	18	16.82
Neutral	3	2.80
Disagree	1	0.93
Strongly Disagree	0	0



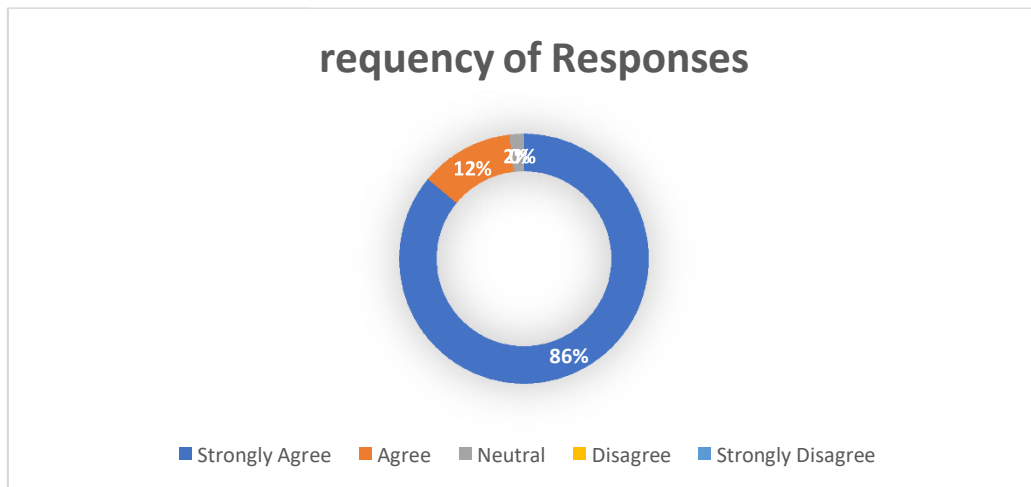
10. The Self - Learning Materials are Learner Centric.

Response	Frequency	Percentage (%)
Strongly Agree	93	86.91
Agree	13	12.14
Neutral	1	0.93
Disagree	0	0
Strongly Disagree	0	0



11. The Curriculum was developed keeping in view the enhancement of core knowledge and employable skills.

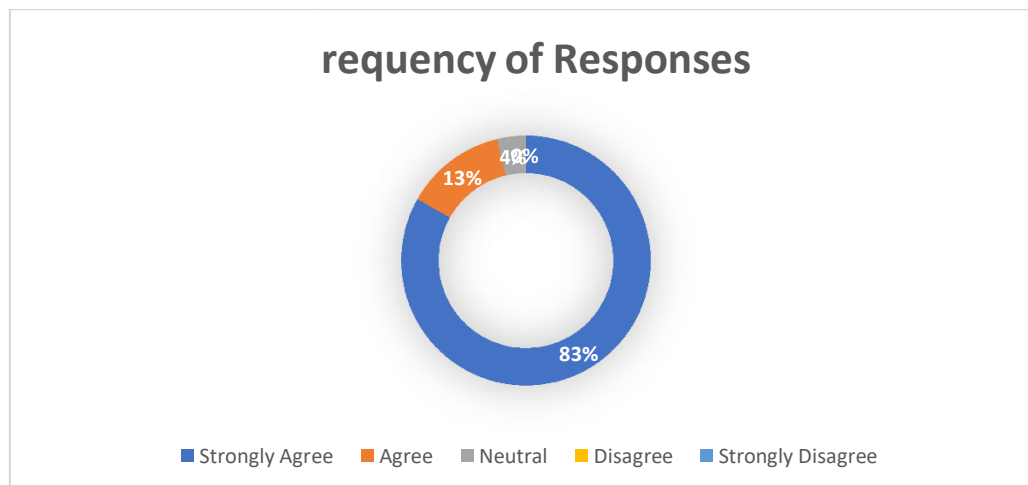
Response	Frequency	Percentage (%)
Strongly Agree	92	85.98
Agree	13	12.14
Neutral	2	1.86
Disagree	0	0
Strongly Disagree	0	0



12. The practical training sessions were sufficiently well-incorporated.

Response	Frequency	Percentage (%)
Strongly Agree	89	83.17
Agree	14	13.08
Neutral	4	3.73
Disagree	0	0
Strongly Disagree	0	0

Disagree	0	0
Strongly Disagree	0	0



Analysis of Feedback Data from Subject Experts on Curriculum :

Out of 300 subject experts who were given the questionnaire, 107 subject experts responded to the survey on curriculum.

99.9 % of the subject experts agreed that they were briefed about the teaching methods of Dr.B.R.A.O.U. at the time of curriculum design development meetings and most of the subject experts agreed that the learning outcomes of the programmes were discussed before finalizing the curriculum (99%).

The subject experts agreed (100%) that the subject expert committees reviewed the curriculum based on UGC’s model and State Council’s recommendations. All the subject experts agreed that the self learning material (SLM) guidelines were provided for development of the curriculum (98.13%) while a small percent of the subject experts (1.86%) stayed neutral.

97.19% set of the subject experts said that they were involved in the curriculum review process, while 2.8% of the subject experts stayed neutral. The subject experts agreed that Audio/Video lessons were planned in support of the curriculum (97.19%), while (1.86%) of the subject experts stayed neutral and a small percentage disagreed (0.93%).

The curriculum of the subjects was found to be updated from time to time by 99.16% of the subject experts. There seems to be concurrence among the subject experts about the statement that the subject curriculum matches with the level of the programme. A small percentage stayed neutral (0.93%) and a small percentage disagreed (0.93%).

The subject experts found that the evaluation processes were planned on the basis of learning outcomes (96.25%) and the self learning materials are learner-centric (99.25%).

The subject experts agreed that the curriculum was developed keeping in view the enhancement of core knowledge and employable skills (98.12%) and they also agreed that the practical sessions were sufficiently well-incorporated in curriculum (96.25%).

Inferences :

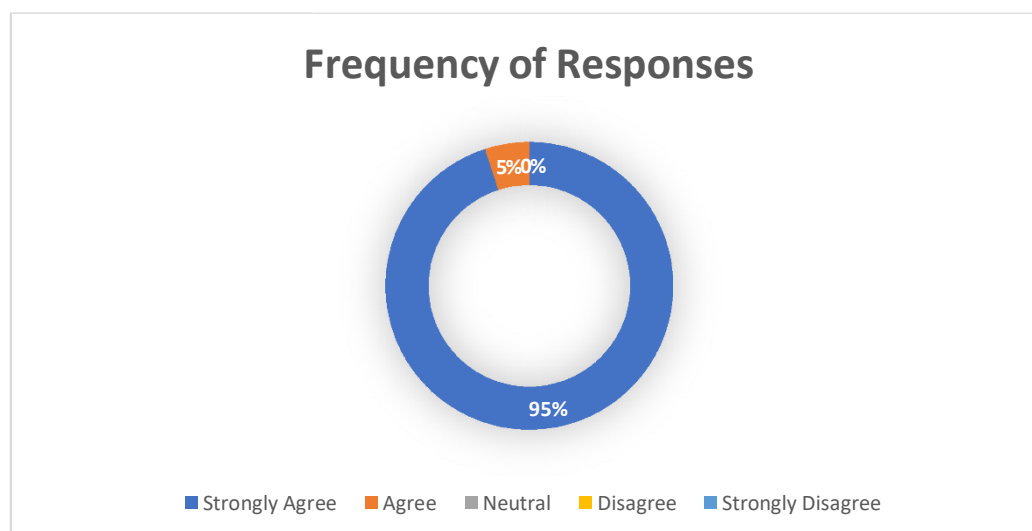
The subject experts’ views affirm to a great extent there was involvement of subject experts in curriculum design, development and on the general aspects of curricular planning and the key aspects of curriculum like incorporation of audio/video

components, practical training, skill component, preparation of self learning material, evaluation processes. The subject experts agreed that there was curriculum review from time to time and the learning outcomes of the programmes were in concurrence with the curriculum.

VI. FEEDBACK FROM TEACHERS OF THE UNIVERSITY ABOUT CURRICULUM

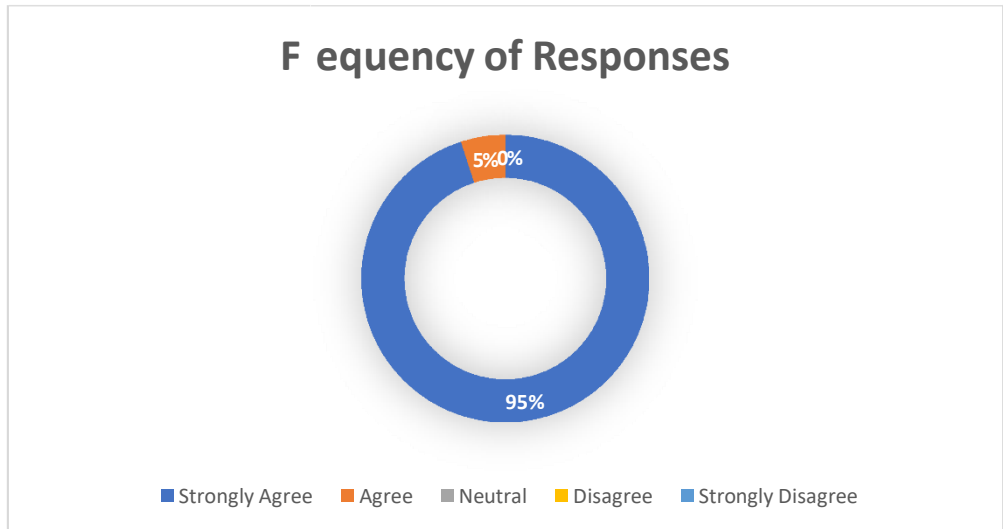
1. The curriculum is in accordance with the UGC and State Council’s model curriculum.

Response	Frequency	Percentage (%)
Strongly Agree	57	95
Agree	3	5
Neutral	0	-
Disagree	0	-
Strongly Disagree	0	-



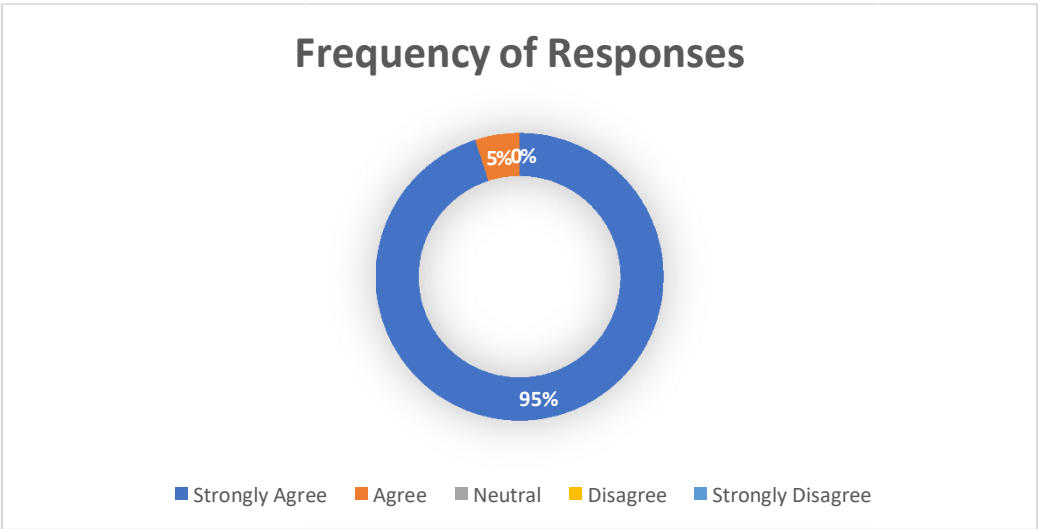
2. The Need Analysis been done before finalizing the curriculum.

Response	Frequency	Percentage (%)
Strongly Agree	57	95
Agree	3	5
Neutral	0	-
Disagree	0	-
Strongly Disagree	0	-



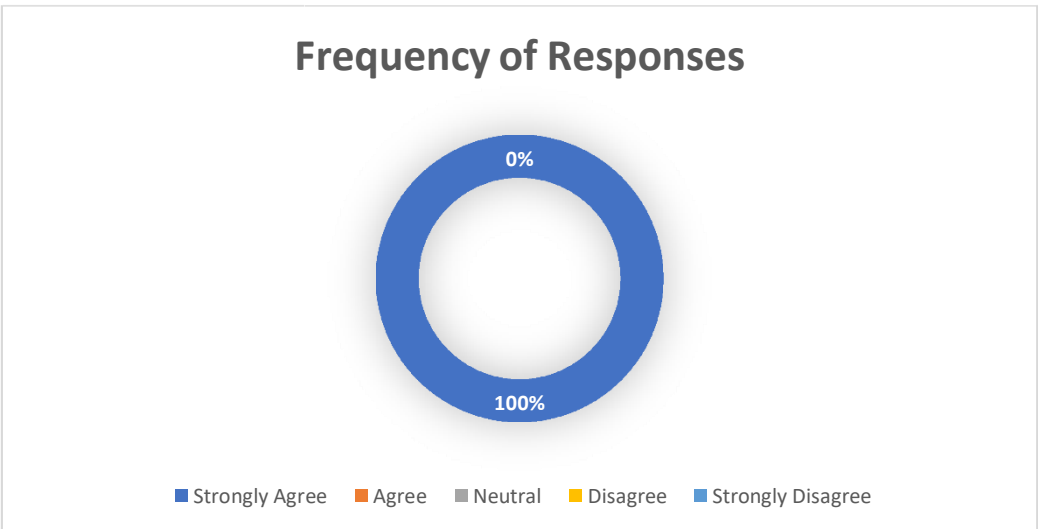
3. All your instructional activities are aligned with the learning outcomes.

Response	Frequency	Percentage (%)
Strongly Agree	57	95
Agree	3	5
Neutral	0	-
Disagree	0	-
Strongly Disagree	0	-



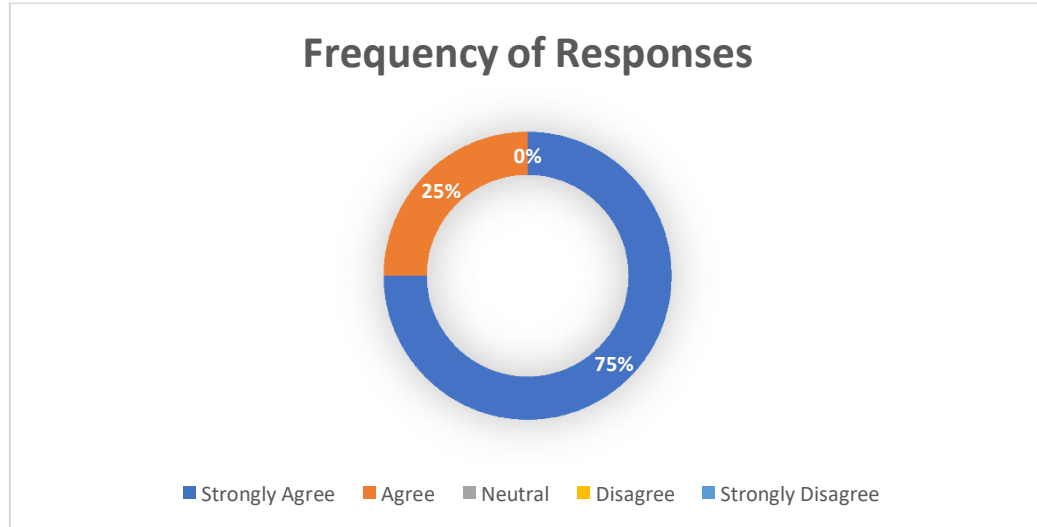
4. The learning outcomes framed are useful for the enhancement of the core knowledge and employability skills.

Response	Frequency	Percentage (%)
Strongly Agree	60	95
Agree	0	5
Neutral	0	-
Disagree	0	-
Strongly Disagree	0	-



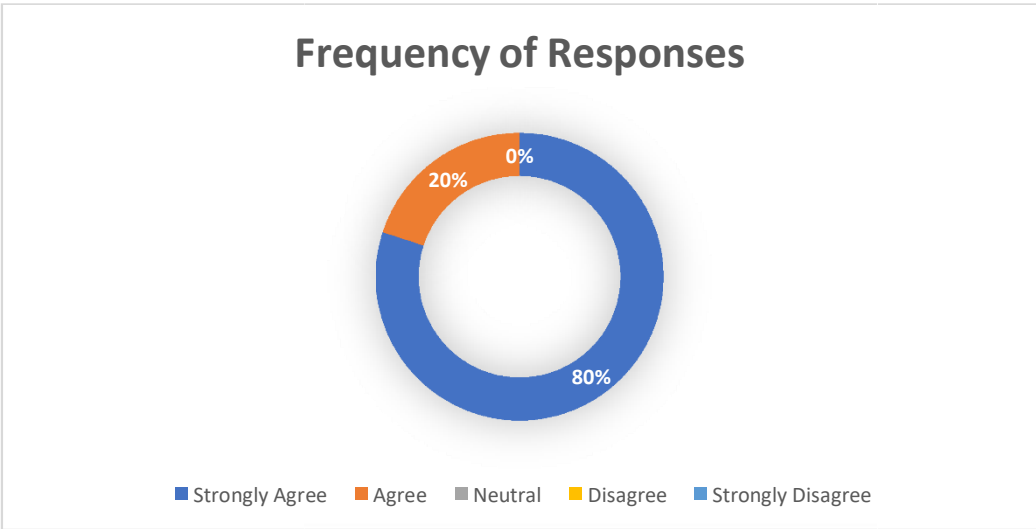
5. The University updates the curriculum from time- to- time based on the UGC and State Council recommendations.

Response	Frequency	Percentage (%)
Strongly Agree	45	95
Agree	15	5
Neutral	0	-
Disagree	0	-
Strongly Disagree	0	-



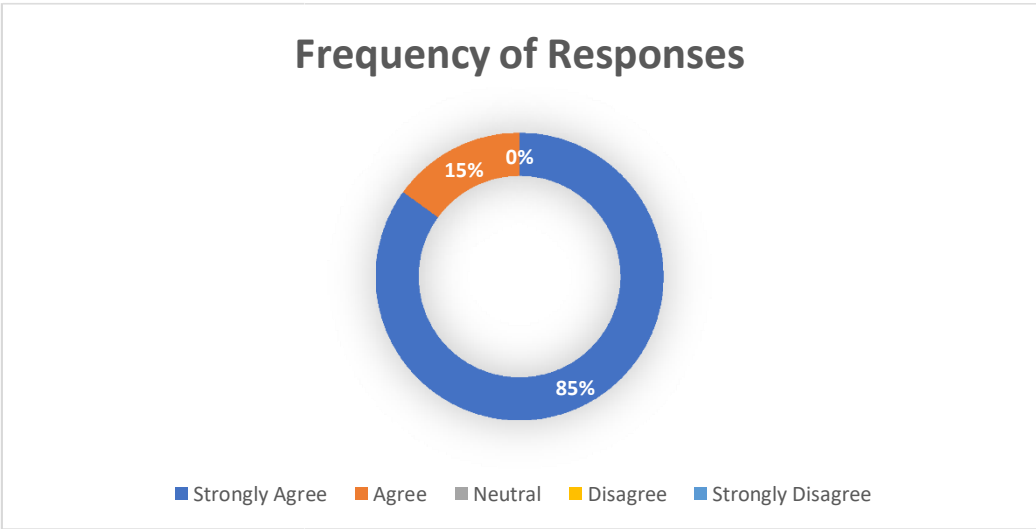
6. The curriculum and course material supplied by the University motivates the students.

Response	Frequency	Percentage (%)
Strongly Agree	48	80
Agree	12	20
Neutral	0	-
Disagree	0	-
Strongly Disagree	0	-



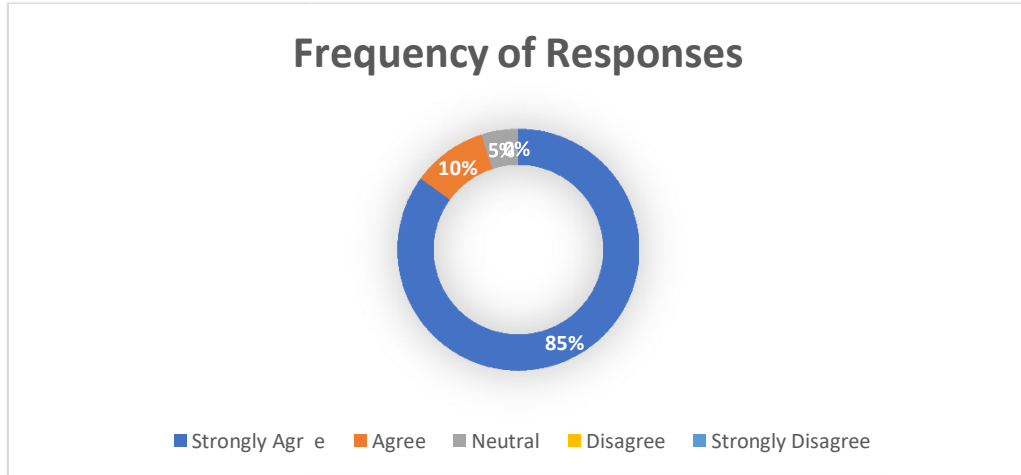
7. The self-learning material is ready before the commencement counselling classes.

Response	Frequency	Percentage (%)
Strongly Agree	51	85
Agree	9	15
Neutral	0	0
Disagree	0	0
Strongly Disagree	0	0



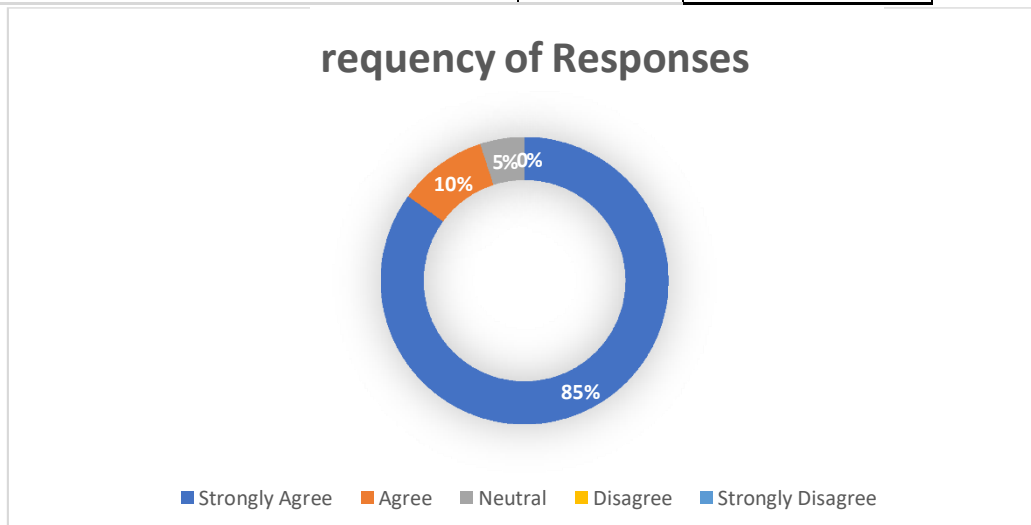
8. The students are satisfied with the course materials supplied by the University.

Response	Frequency	Percentage (%)
Strongly Agree	51	85
Agree	6	10
Neutral	3	5
Disagree	0	0
Strongly Disagree	0	0



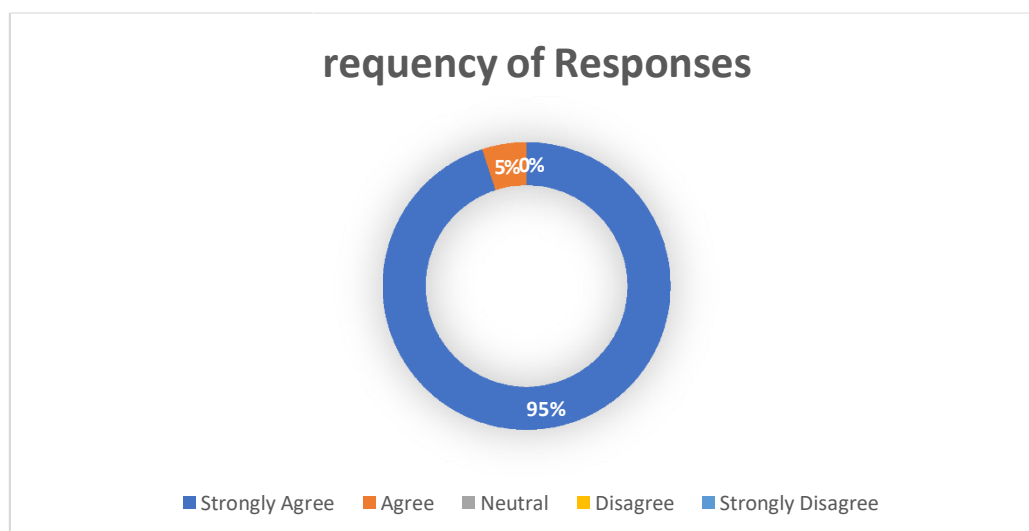
9. The science students are sufficiently exposed to hands- on training.

Response	Frequency	Percentage (%)
Strongly Agree	51	85
Agree	6	10
Neutral	3	5
Disagree	0	0
Strongly Disagree	0	0



10. The assessment system developed is based on the learning outcomes.

Response	Frequency	Percentage (%)
Strongly Agree	57	95
Agree	3	5
Neutral	0	0
Disagree	0	0
Strongly Disagree	0	0



Analysis of Feedback Data from Teachers of the university, about curriculum:

Out of 60 teachers who were given the questionnaire, all the 60 teachers from the university responded to the survey on the curriculum. All the counsellors agreed :

- 1) The curriculum is in accordance with the UGC's and State council's model of curriculum (100%)
- 2) The need analysis has been done before finalizing the curriculum (100%).
- 3) The instructional activities are aligned with the learning outcomes (100%)
- 4) The learning outcomes framed are useful for the enhancement of the core knowledge and employability skills (100%)
- 5) The university updates the curriculum from time – to – time, based on the UGC and State Council recommendations (100%).

- 6) The curriculum and course material supplied by the University motivates the students (100%)
- 7) The self learning material is ready before the commencement of counselling classes (100%)
- 8) The students are satisfied with the course material supplied by the University. (95%), 5% of the teachers stayed neutral.
- 9) The Science students are sufficiently exposed to hands – on- training (95%). 5% of the teachers stayed neutral.
- 10) The assessment system developed is based on the learning outcomes (100%)

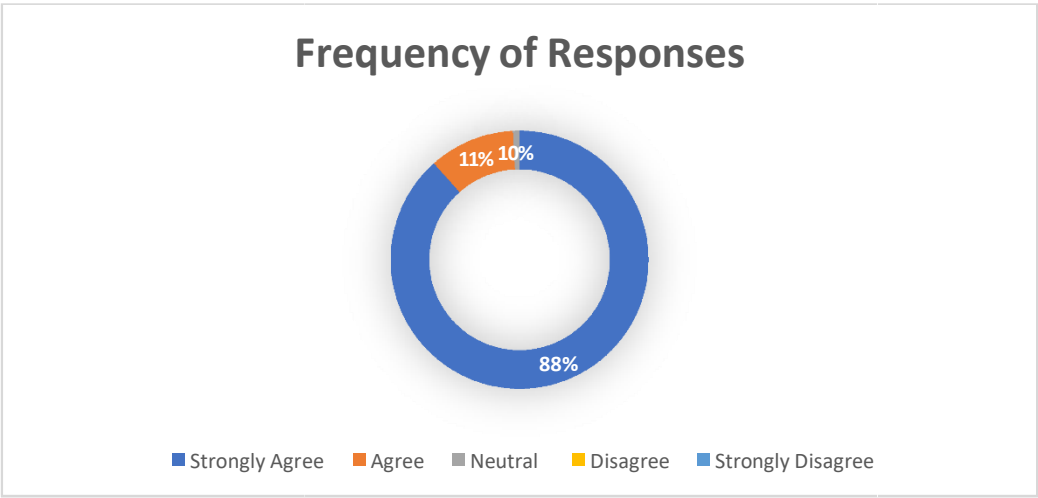
Inferences

The feedback from the teachers of the university is found to be positive and they seem to agree with all the statements about the curriculum adopted by the university and the way it is delivered to the learners. This may be due to the fact that they may be well aware of the functioning of curricular processes of the university and are involved in them.

VII. FEEDBACK FROM ALUMNI ABOUT CURRICULUM

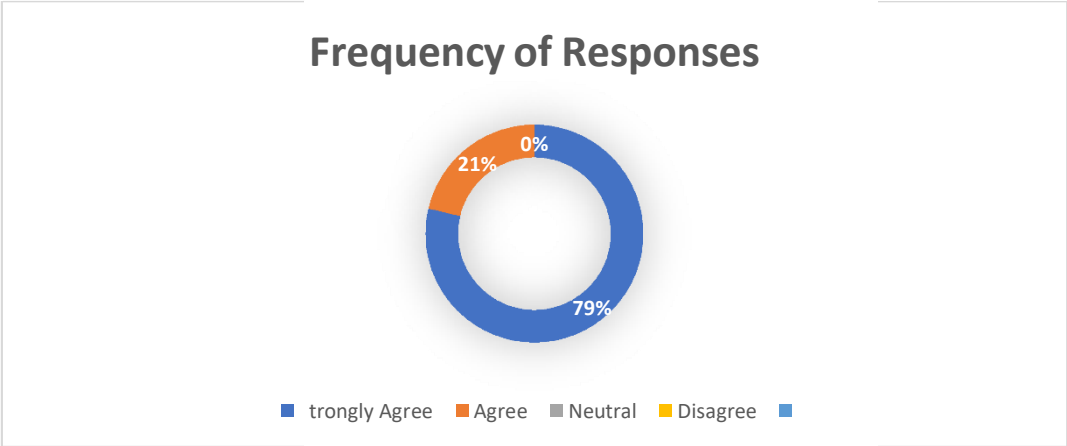
1. I feel proud to be associated with Dr. BRAOU as an alumnus.

Response	Frequency	Percentage (%)
Strongly Agree	107	88.42
Agree	13	10.74
Neutral	1	0.82
Disagree	0	0
Strongly Disagree	0	0



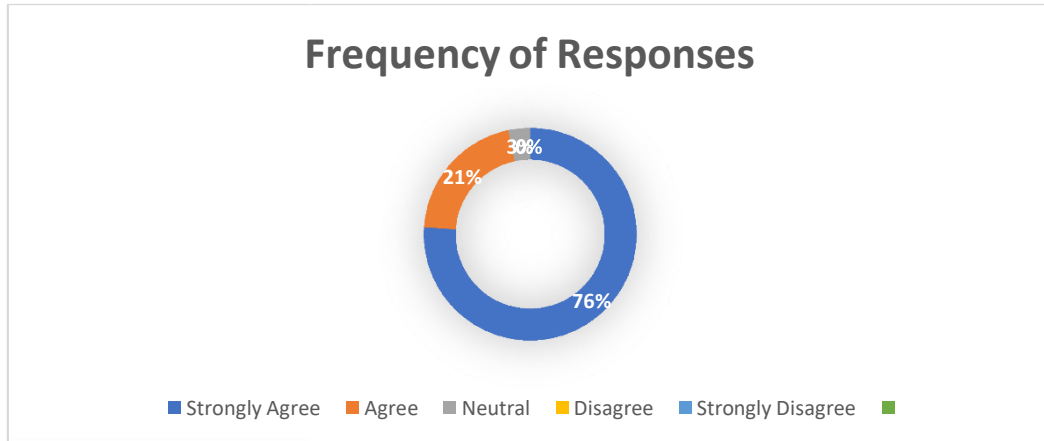
2. My admission process into Dr. BRAOU is smooth and transparent.

Response	Frequency	Percentage (%)
Strongly Agree	95	78.51
Agree	26	21.48
Neutral	0	0
Disagree	0	0
Strongly Disagree	0	0



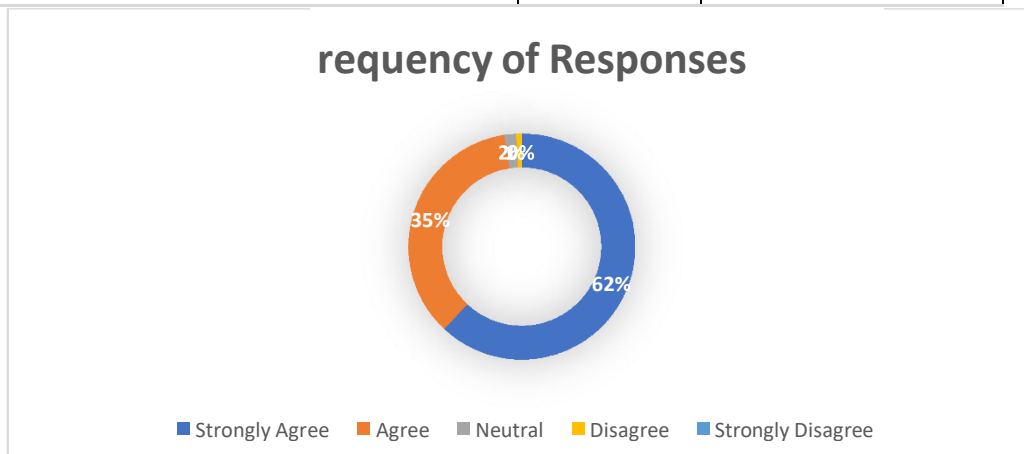
3. My doubts and queries have been attended by the help-desk members.

Response	Frequency	Percentage (%)
Strongly Agree	92	76.03
Agree	25	20.66
Neutral	4	3.30
Disagree	0	0
Strongly Disagree	0	0



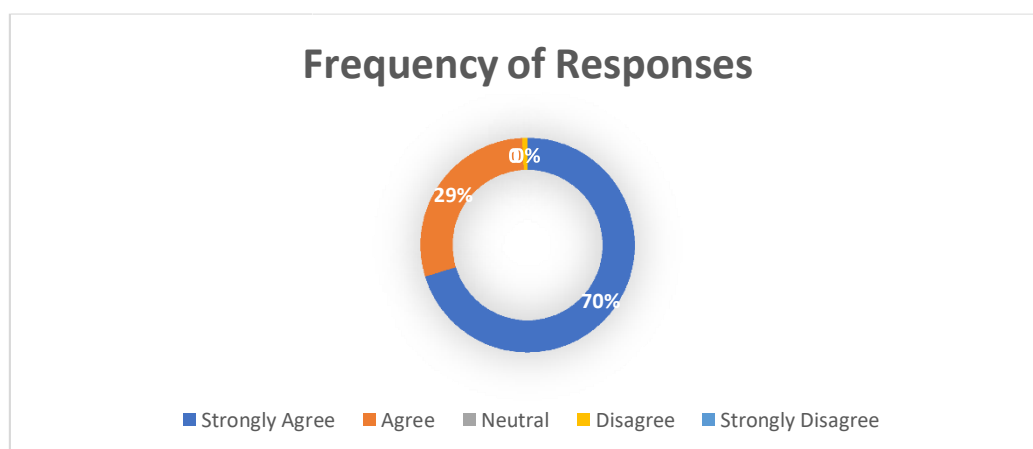
4. I received course material on time.

Response	Frequency	Percentage (%)
Strongly Agree	75	61.98
Agree	43	35.53
Neutral	2	1.65
Disagree	1	0.82
Strongly Disagree	0	0



5. The quality of Resource Persons is good.

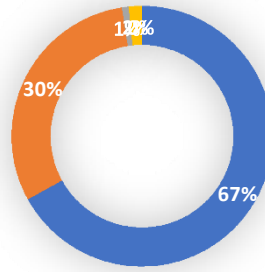
Response	Frequency	Percentage (%)
Strongly Agree	85	70.24
Agree	35	28.92
Neutral	0	0
Disagree	1	0.82
Strongly Disagree	0	0



6. I am satisfied with the content and updating of syllabus from time-to-time.

Response	Frequency	Percentage (%)
Strongly Agree	81	66.94
Agree	37	30.57
Neutral	1	0.82
Disagree	2	1.65
Strongly Disagree	0	0

Frequency of Responses

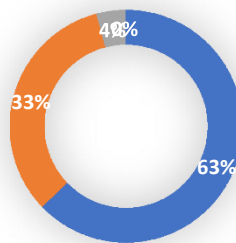


■ Strongly Agree ■ Agree ■ Neutral ■ Disagree ■ Strongly Agree

7. I am satisfied with the printed course material.

	Frequency	Percentage (%)
Strongly Agree	76	62.80
Agree	40	33.05
Neutral	5	4.13
Disagree	0	0
Strongly Disagree	0	0

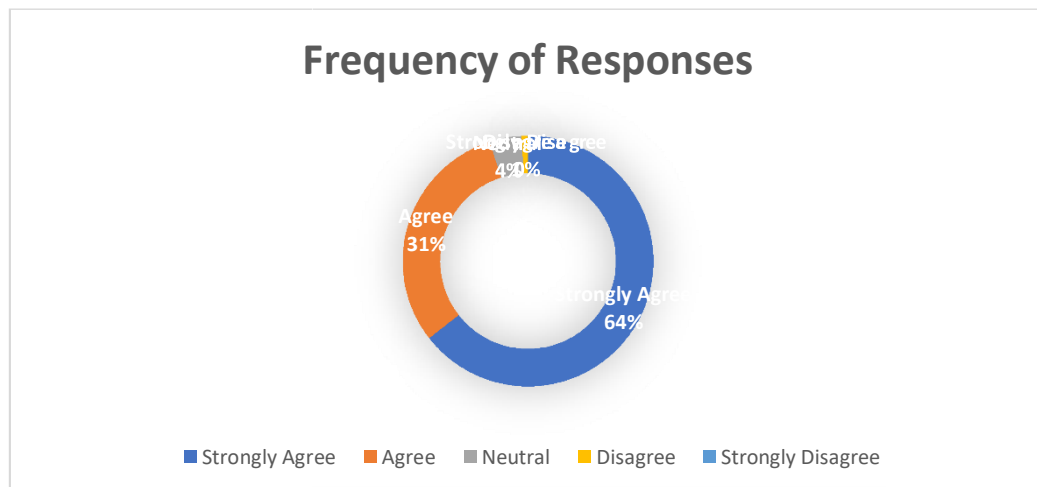
Fr quency of Responses



■ Strongly Agree ■ Agree ■ Neutral ■ Disagree ■ Strongly Disagree

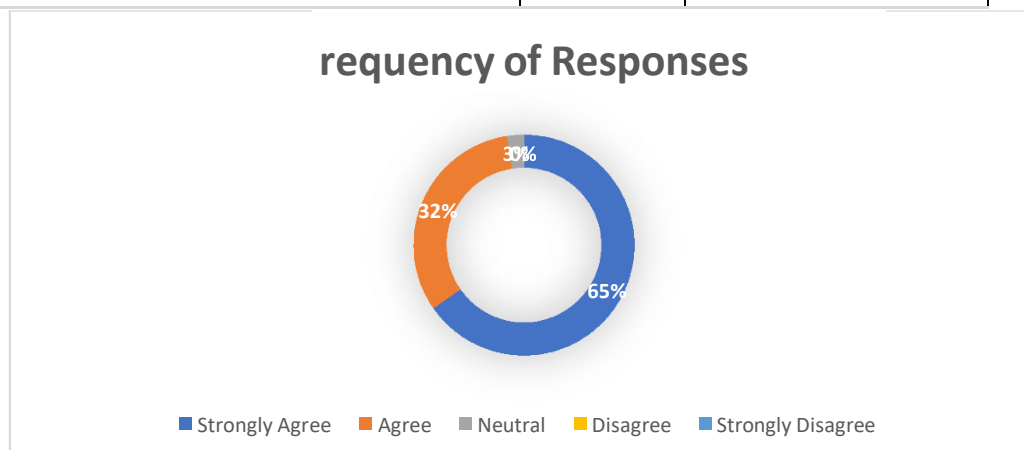
8. I am satisfied with the electronic course material.

	Frequency	Percentage (%)
Strongly Agree	78	64.46
Agree	37	30.57
Neutral	5	4.13
Disagree	1	0.82
Strongly Disagree	0	0



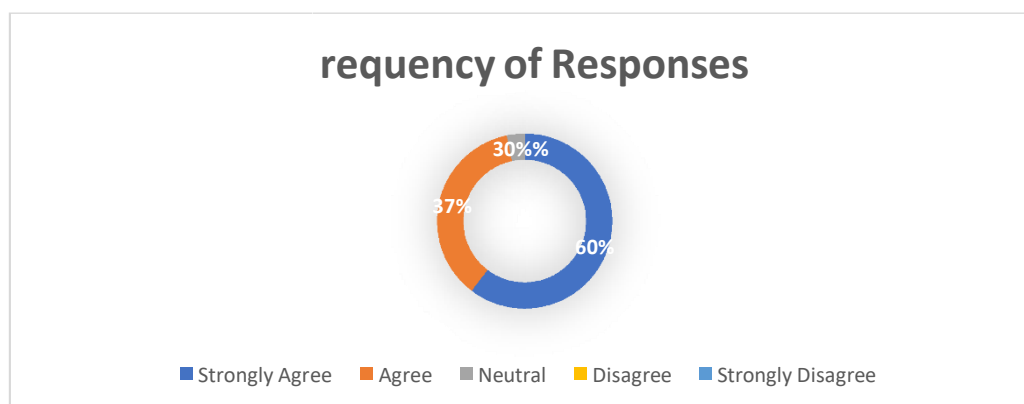
9. I am satisfied with the curriculum design.

	Frequency	Percentage (%)
Strongly Agree	79	65.28
Agree	39	32.23
Neutral	3	2.47
Disagree	0	0
Strongly Disagree	0	0



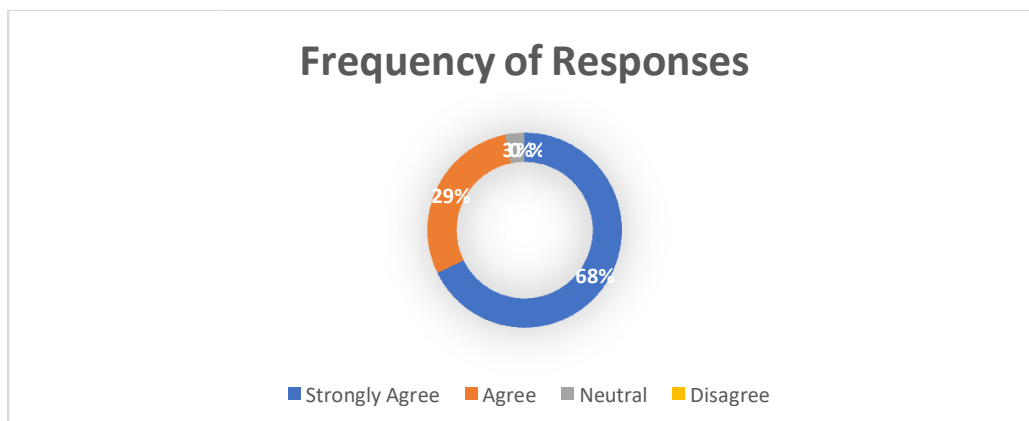
10. The infrastructure at University/ Study Centre is adequate.

	Frequency	Percentage (%)
Strongly Agree	73	60.33
Agree	44	36.36
Neutral	4	3.30
Disagree	0	0
Strongly Disagree	0	0



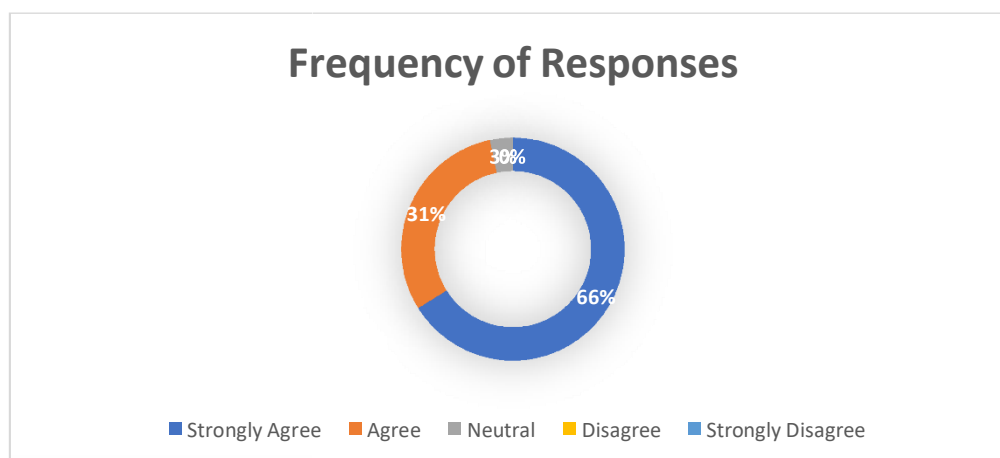
11. The assessment and evaluation at Dr. BRAOU is objective.

	Frequency	Percentage (%)
Strongly Agree	84	69.42
Agree	36	29.75
Neutral	1	0.82
Disagree	0	0
Strongly Disagree	0	0



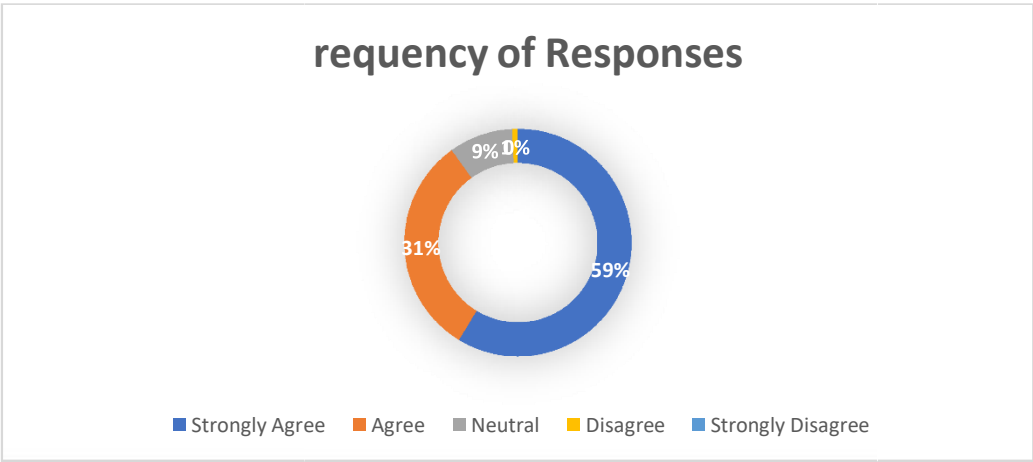
12. I gained adequate knowledge during my course of study at Dr. BRAOU.

	Frequency	Percentage (%)
Strongly Agree	80	66.11
Agree	37	30.57
Neutral	4	3.30
Disagree	0	0
Strongly Disagree	0	0



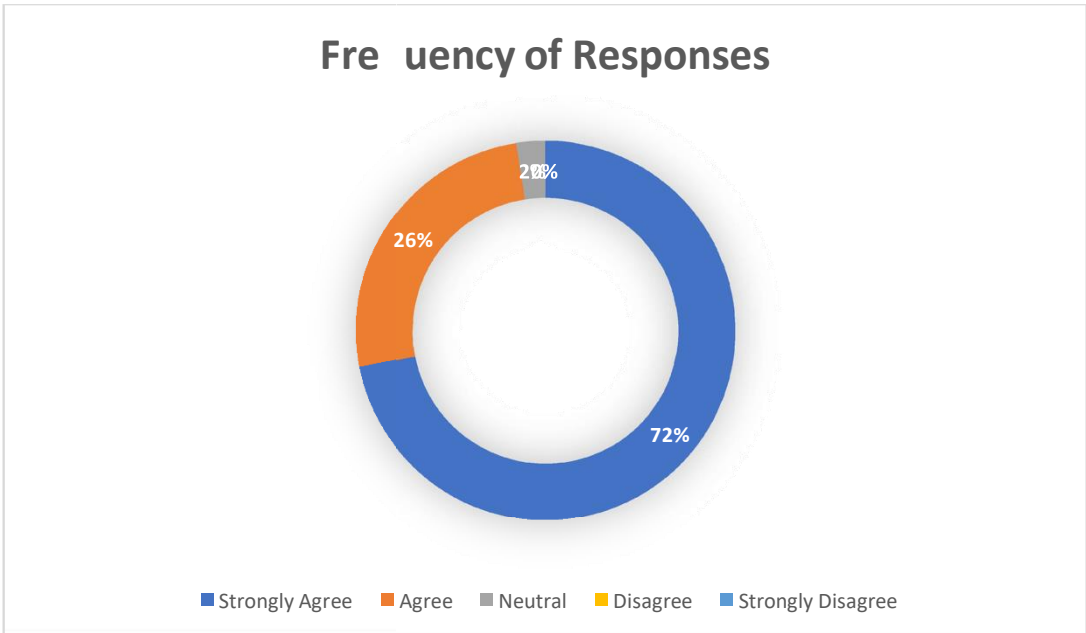
13. The study at Dr. BRAOU helped me to pursue higher education.

	Frequency	Percentage (%)
Strongly Agree	71	58.67
Agree	38	31.40
Neutral	11	9.09
Disagree	1	0.82
Strongly Disagree	0	0



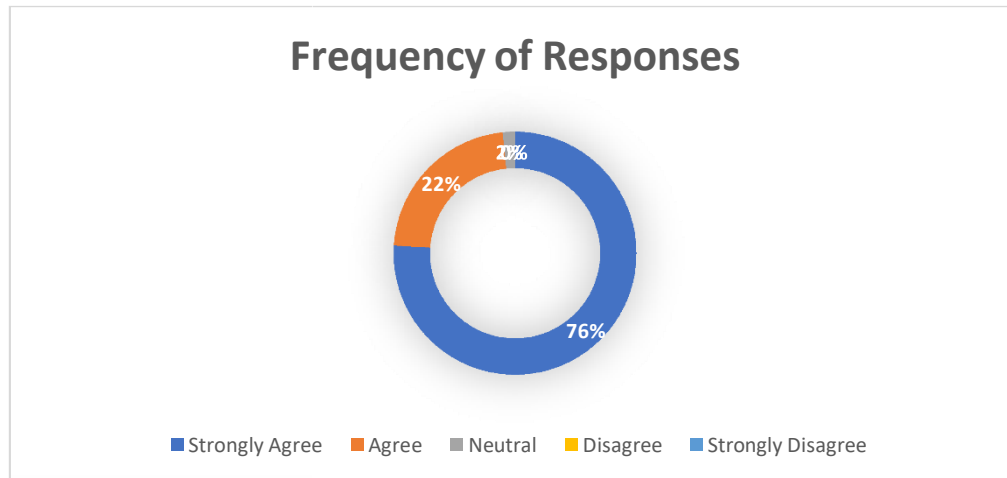
14. The Open University programmes helped me in getting employment.

	Frequency	Percentage (%)
Strongly Agree	87	71.90
Agree	31	25.61
Neutral	3	2.47
Disagree	0	0
Strongly Disagree	0	0



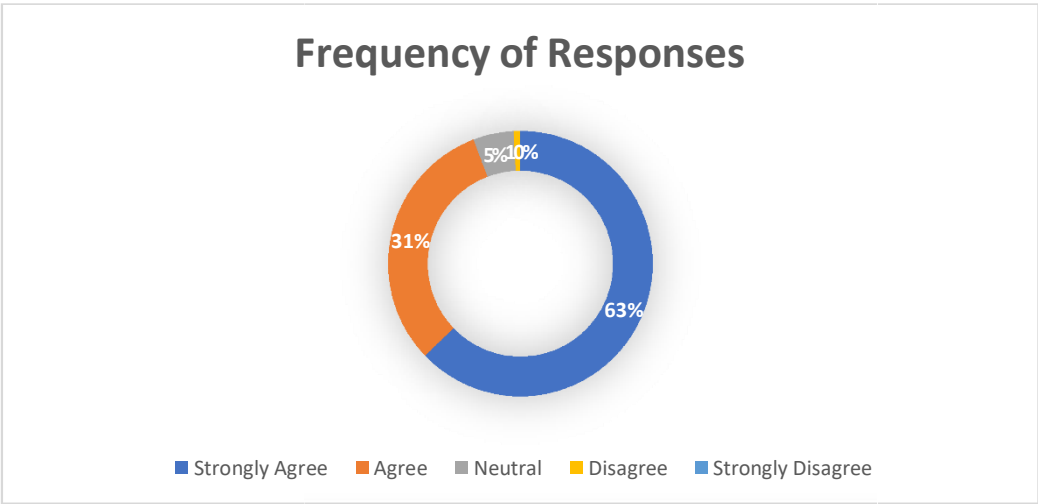
15. The overall experience from admission to awarding degree is good.

	Frequency	Percentage (%)
Strongly Agree	92	76.03
Agree	27	22.31
Neutral	2	1.65
Disagree	0	0
Strongly Disagree	0	0



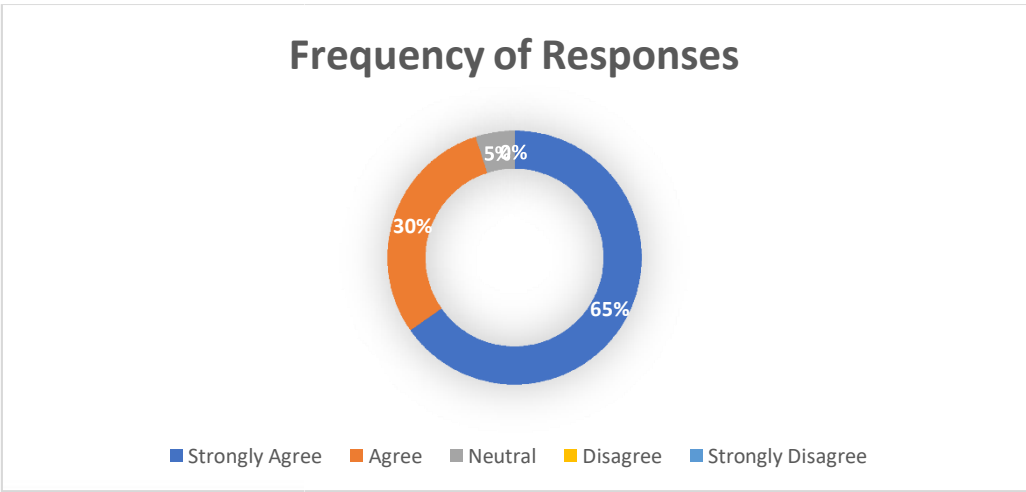
16. I am positively impacted during my study at Dr. BRAOU.

	Frequency	Percentage (%)
Strongly Agree	76	62.80
Agree	38	31.40
Neutral	6	4.95
Disagree	1	0.82
Strongly Disagree	0	0



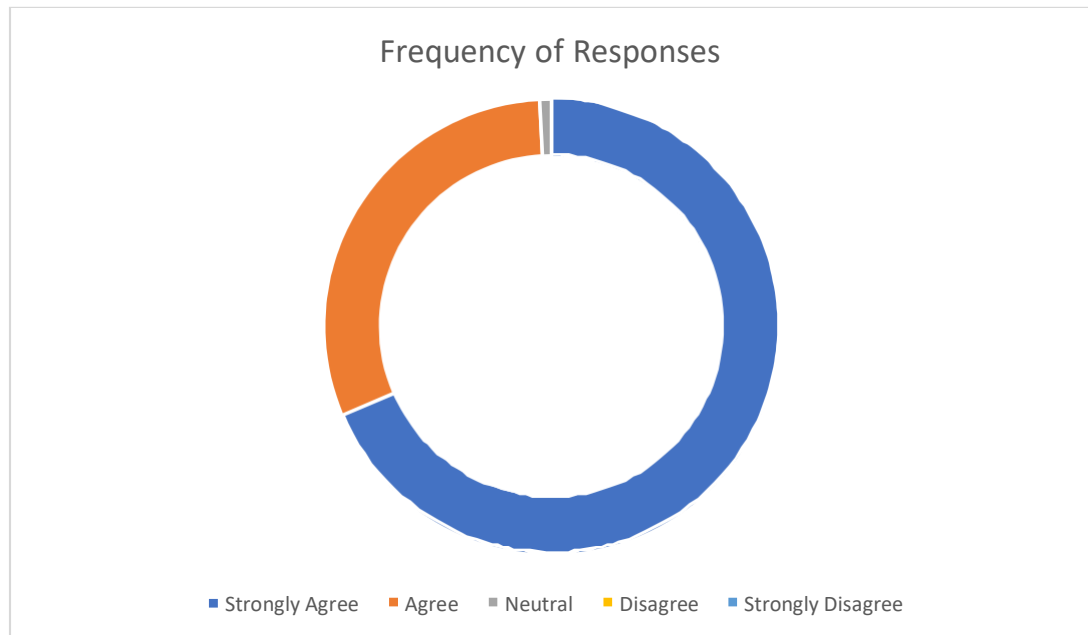
17. The study at Dr. BRAOU has helped me to upscale my career.

	Frequency	Percentage (%)
Strongly Agree	79	65.28
Agree	36	29.75
Neutral	6	4.95
Disagree	0	0
Strongly Disagree	0	0



18. I recommend my friends and relative to study at Dr. BRAOU.

	Frequency	Percentage (%)
Strongly Agree	83	68.59
Agree	37	30.57
Neutral	1	0.82
Disagree	0	0
Strongly Disagree	0	0



Feed back of Alumni about the curriculum:

Out of the 200 Alumni members supplied with the questionnaire, 121 responded to the feedback on curriculum and their interaction with the university.

1. 99.16% of the Alumni were proud to be associated with Dr. B.R.A.O.U.
2. 100% of the learners agreed that their admission to Dr. B.R.O.U. was smooth and transparent.
3. 96.69% agreed that their doubts and queries have been attended by the help desk.
4. 97.51% agreed that they received the course material on time. 1.65% were neutral in this regard and 0.82% disagreed.
5. 99.16% of the Alumni members surveyed agreed that the quality of resource persons was good, while 0.82% of the members surveyed did not find the quality of resource persons good.

6. 97.51% of the Alumni surveyed were satisfied with the content and updation of syllabus from time to time. 1.65% of the Alumni members surveyed seem to be unsatisfied with the content and updation of the syllabus. 0.82% stayed neutral
7. 95.85% of the Alumni members surveyed were satisfied with the printed course material and 4.13% remained neutral about printed course material.
8. 95.03% were satisfied with electronic course material supplied by the university. 0.82% were not satisfied with the electronic course material and 4.13% stayed neutral on this aspect.
9. 87.51% of the Alumni members surveyed were satisfied with curriculum design. 2.47% were neutral on this aspect.
10. 96.69% of the Alumni members surveyed agreed that the infrastructure at university/study centre was adequate. 3.3% remained neutral.
11. The assessment evaluation was found to be objective by 99.17% of the Alumni members surveyed.
12. The Alumni who responded to the survey agreed that their study at Dr. B.R.A.O.U. helped them to gain adequate knowledge (96.68%).
13. 90.07% of Alumni members who responded to the survey agreed that study at Dr. B.R.A.O.U. helped them to pursue higher education. 9.09% stayed neutral and 0.82% disagreed with the statement.
14. 97.5% of the Alumni members surveyed agreed that the open university programmes helped them to get employment.
15. The overall experience Dr. B.R.A.O.U. from admission to awarding of the degrees was found to be good by 98.34% of the Alumni surveyed.
16. Dr. B.R.A.O.U. was found to positively impact the Alumni members (94.2%).
17. The Alumni members surveyed agreed, that Dr. B.R.A.O.U. helped them to upscale their careers (95.03%).
18. 99.16% of the Alumni surveyed said that they would recommend their friends and relatives to study in Dr. B.R.A.O.U.

Inferences

The Alumni members surveyed seem to be proud to be associated with Dr. B.R.A.O.U. and agreed that their experience with the university, right from admissions to examinations was smooth and that they are satisfied with the course material, curriculum design and resource persons. Majority of Alumni members surveyed (90 -100%) agreed that their study at Dr. B.R.A.O.U. was rewarding and that they were positively impacted and their study at

Dr.B.R.A,O.U. helped them to up-scale their careers. Overall, the Alumni members surveyed for the feedback seem to be satisfied about the teaching-learning aspects of curriculum and its impact on their lives.

VIII. CONCLUSIONS FROM THE FEEDBACK SURVEY AND RECOMMENDATIONS FROM THE STUDY

Conclusions :

- 1) The feedback from students about counselling indicates that the students have expectations from counsellors to provide more learner-centric methods in class and provide guidance to them.
- 2) The students' feedback about curriculum indicates that a small percentage of them have complaints regarding the study material, examination results, grievance redressal mechanism and timeliness of internal assignments schedules.
- 3) The feedback from counsellors also indicates that different models of presentation for clear understanding of the subjects and provision of audio/video component needs to be improved upon. Some amount of time should also be assigned for receiving and addressing the complaints from students regarding curriculum.
- 4) Feedback from subject experts about curriculum is found to be positive and they seem to be aware of university's goals and objectives.
- 5) Feedback from teachers of the university about the university curriculum and its transactions is also found to be positive. This shows that the teachers are aware of the objectives of the university with regard to curriculum. This indicates that the subject experts are aware of the university's learning goals and learning outcomes that are expected out of the course curriculum.
- 6) The feedback from alumni shows their satisfaction with the services of the university and their overall satisfaction with their learning experiences at Dr. B.R.A.O.U.

Based on the analysis of feedback data from different stake-holders – learners, subject experts, teachers of the university, counsellors, alumni, certain corrective measures are to be taken by the university.